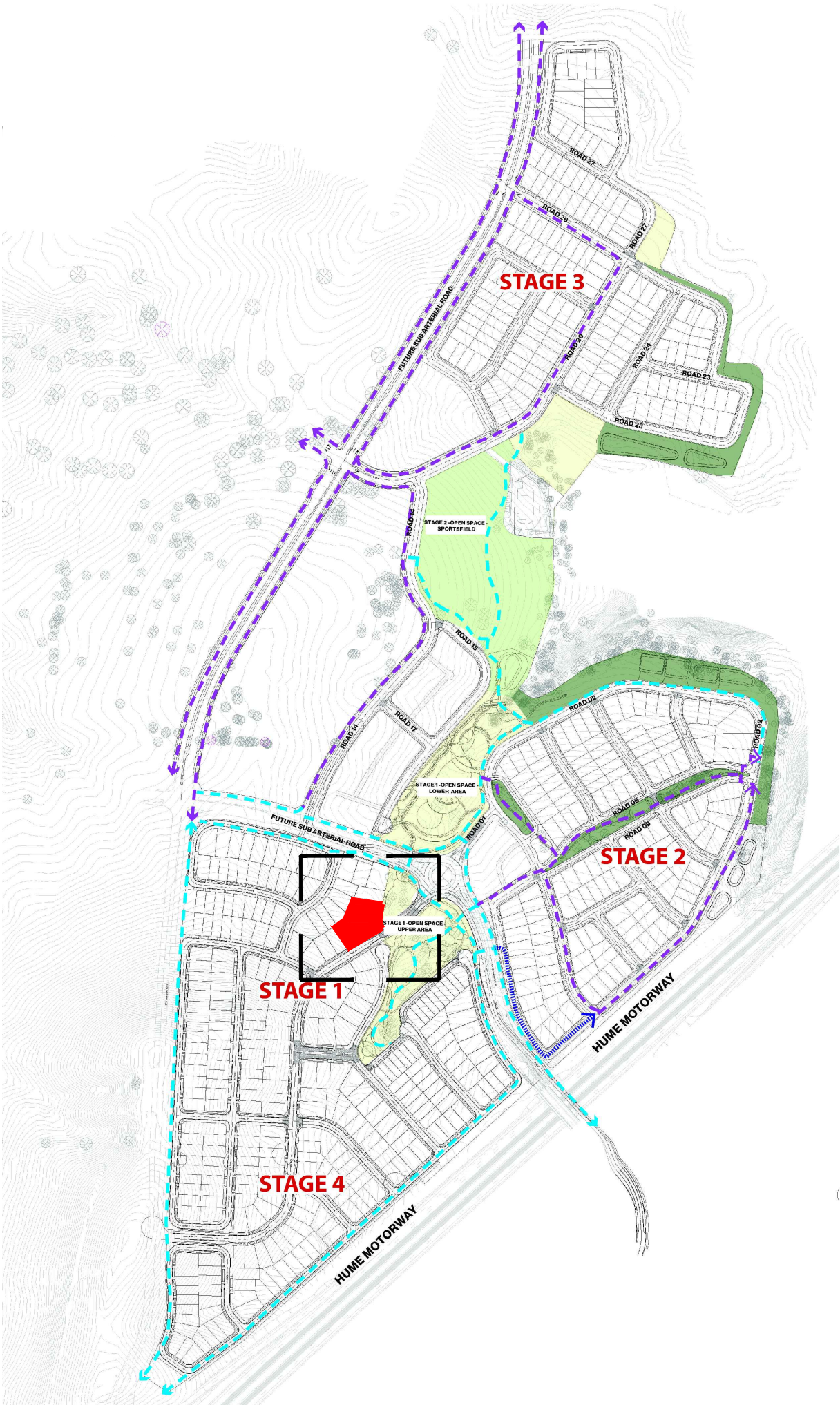


WILTON NORTH

TEMPORARY PARK

LANDSCAPE ARCHITECTURE PACKAGE

Amendments		Date
Issue	Description	
A	UPDATED SPLIT (DA/REF) ISSUE	17/10/2024
B	90% DRAFT ISSUE FOR CC	04/02/2025
C	100% DRAFT ISSUE FOR CC	26/02/2025
D	100% ISSUE FOR CC	31/03/2025



01 CONTEXT PLAN

DRAWING SCHEDULE

COVER SHEET	REF-L0000
HARDSCAPE SCHEDULE	REF-L1001
FURNITURE AND SOFTWARES SCHEDULE	REF-L1002
PLAY EQUIPMENT SCHEDULE	REF-L1003
GENERAL ARRANGEMENT PLAN	REF-L2001
LEVELS AND GRADING PLAN	REF-L3001
SETOUT PLAN	REF-L4001
PLANTING SCHEDULE	REF-L5000
PLANTING PLAN_01	REF-L5001
PLANTING PLAN_02	REF-L5002
LANDSCAPE DETAILS_01 - PLAYGROUND	REF-L7001
LANDSCAPE DETAILS_02 - PLAYGROUND	REF-L7002
LANDSCAPE DETAILS_03 - PLAYGROUND	REF-L7003
LANDSCAPE DETAILS_04 - PLAYGROUND	REF-L7004
LANDSCAPE DETAILS_05 - ACTIVATION ZONE	REF-L7005
LANDSCAPE DETAILS_06 - SOFTWARES	REF-L7006
LANDSCAPE DETAILS_07 - HARDWORKS	REF-L7007
LANDSCAPE DETAILS_08 - HARDWORKS	REF-L7008
LANDSCAPE DETAILS_09 - HARDWORKS	REF-L7009
LANDSCAPE DETAILS_10 - HARDWORKS	REF-L7010
LANDSCAPE DETAILS_11 - HARDWORKS	REF-L7011
LANDSCAPE DETAILS_12 - HARDWORKS	REF-L7012
LANDSCAPE DETAILS_13 - FURNITURE	REF-L7013
LANDSCAPE DETAILS_14 - FURNITURE	REF-L7014
LANDSCAPE DETAILS_15 - 3D VIEWS	REF-L7015



02 SITE LAYOUT PLAN

Client



GROUP GSA

Group GSA Pty Ltd ABN 76 002 113 779
Level 7, 80 William St East Sydney NSW
Australia 2011 www.groupgsa.com

T +612 9361 4144 F +612 9332 3458

architecture interior design urban design landscape
nom architect Lisa - Marree Carrigan 7568

Project Title

**WILTON NORTH
TEMPORARY PARK**

Drawing Title

COVER SHEET

Scale AS SHOWN@A1

Drawing created (date) 09/10/2023

By YR

Plotted and checked by YR


Verified FR

Approved JH










Drawing No Issue








A210261 REF-L0000 D

File Plot Date



This drawing is the copyright of Group GSA Pty Ltd and may not be altered, reproduced or transmitted in any form or by any means in part or in whole without the written permission of Group GSA Pty Ltd. All levels and dimensions are to be checked and verified on site prior to the commencement of any work, making of shop drawings or fabrication of components. Do not scale drawings. Use figured Dimensions.


HARD SURFACES SCHEDULE							
CODE	ITEM	LOCATION	DESCRIPTION	FINISH / COLOUR	SUPPLIER / MANUFACTURER	SAMPLES	IMAGE
P3a	Concrete Pavement (Pedestrian path)	All areas as per drawings 01/7007	Type: Insitu reinforced concrete pavement 100mm concrete on 50mm basecourse and compacted sub-grade to 98% standard compaction All finish to comply with AS 1428 and BCA. Spec: Surface rating to comply with BCA, AAC and AS. Refer landscape specification and Civil engineers specification for concrete requirements and reinforcement	Colour: Plain concrete Grey Finish: Broom finish	Contractor	Y	
P3b	Concrete Band (Activation zone)	All areas as per drawings 10/7007	Type: Insitu reinforced concrete pavement 100mm concrete on 50mm basecourse with compacted sub-grade to 98% standard compaction All finish to comply with AS 1428 and BCA. Spec: Surface rating to comply with BCA, AAC and AS. Refer landscape specification and Civil engineers specification for concrete requirements and reinforcement	Colour: Plain concrete Grey Finish: Broom finish	Contractor	Y	
P6	Crushed Sandstone gravel	Refer plans 02/7007	Type: 200mm thick stabilised crushed sandstone with subbond with compacted sub-grade CBR3 to 98% standard compaction	Colour: Sandstone	Site / Contractor	Y	
SF	Rubber Soffall	Playground - Refer Plans 03/7007	Wearing layer: Rosehill TPV Rubber Surface- compliant to AS/NZS 4422:1996. Size of 1.4mm for Rosehill TPV8 INPLAY and 0.5-1.5mm Rosehill TPV8 INSPORE (retailed by specialist installer to ensure smooth finish, flush with adjoining surfaces or edges, Impact layer to be determined by fall heights and in accordance with manufacturer's specification. Minimum 75mm thick DGB20 to 99% standard dry compaction on compacted subgrade	Colour: Allow for speckle finish in three contrasting colours SFA: Intermix of 60% RH50 (Orange), 30% of (RH40 (Mustard yellow) and 10% RH30 (Beige) in Speckle finish SFB: Intermix of 50% RH11 (Bright green), 40% of RH12 (Dark green) & 10% (Light grey) in Speckle finish	Rosehill TPV or equivalent	Y	
M1	Playground mulch	Playground - Refer Plans 04/7007	Type: non-toxic mulch suitable as sofall . Minimum 400mm depth according to fall zone heights.	Colour: N/A	ANL or equivalent Ph: 13 14 58	Y	
FENCES AND GATES SCHEDULE							
F2	Timber lapped and capped lot Boundary fence	Refer drawings 01-03/7007	Type: Sawn Spotted gum Hardwood timber boundary fence with top and bottom rails Finished height : 1800mm Main Posts: 125x125mm driven 1000mm into ground spaced 2265mm apart Timber palings: 100mm wide x15mm thick hwd palings overlapped 15mm either side Cap: 125mm width x 38mm height hwd chamfered capping	Finish: Clear wood sealant	Contractor	N/A	
F3	Timber front fence	Refer drawings 01-04/7007	Type: Sawn Hardwood timber front fence with top and bottom rails Finished height : 1200mm Main Posts: 200x200mm driven 1000mm into ground Intermediate posts: 75 x 150mm driven 1000mm into ground spaced 2400mm apart Optional: Rigid mesh infill panel - Black weld mesh sheet 2.4m x 1.2m (50x50mm, 4mm) fixed to rear of top and bottom rails	Finish: Timber stain Undercoat: Resene: Quick dry primer Top Coat Colour: Resene Woodsman range colour: Bushtrack	Contractor Paint Supplier: Resene Mesh: Ausconbs.com.au	Y	
GA1	Timber Vehicular gate Double swing	Refer drawings 01/7012	Type: Sawn Spotted gum Hardwood timber double vehicle gate . Frame: 2 no. 75 x 35mm timber hwd frame with rigid mesh infill secured between Finished height : 1200mm Main Posts: 150x150mm driven 670mm into ground. Refer detail Rigid mesh infill panel: Black weld mesh sheet 2.4m x 1.2m (50x50mm, 4mm) fixed to rear of top and bottom rails	Finish: Timber stain Undercoat: Resene: Quick dry primer Top Coat Colour: Resene Woodsman range Colour: Bushtrack	Contractor Paint Supplier: Resene Mesh: Ausconbs.com.au	Y	
GA2	Timber Pedestrian gate - Single swing	Refer drawings 02-03/7012	Type: Sawn Spotted gum Hardwood timber single pedestrian gate Frame: 2 no. 75 x 35mm timber hwd frame with rigid mesh infill secured between Finished height : 1200mm Main Posts: 150x150mm driven 670mm into ground. Refer detail Rigid mesh infill panel: Black weld mesh sheet 2.4m x 1.2m (50x50mm, 4mm) fixed to rear of top and bottom rails	Finish: Timber stain Undercoat: Resene: Quick dry primer Top Coat Colour: Resene Woodsman range Colour: Bushtrack	Contractor Paint Supplier: Resene Mesh: Ausconbs.com.au	Y	

CODE	ITEM	LOCATION	DESCRIPTION	FINISH / COLOUR	SUPPLIER / MANUFACTURER	SAMPLES	IMAGE
WALLS, EDGES SCHEDULE							
SE	Steel Edge	All areas as per drawings 03/L-7001 13/7007	Type: Weathered Steel edge 1.6mm thick with folded top profile 5.5 mm width 150mm depth when curving - "Redcor" FBRC16150 185mm depth when straight - "Redcor" FBRC16185 Secured to steel pgs in accordance with manufacturers specifications	Finish: Corten colour	Formboss or equivalent	Y	
RW3	Concrete Sleeper retaining wall By others	Refer Civil drawings	Refer civil drawings	Finish: Refer civil documentation	N/A	Y	
RW5	Gabion Wall - Freestanding wall	Walls as shown on dwgs 01/7008	Type: Sandstone infill gabion wall maximum height 1000mm Gabion Basket: 'Galfan'Hot dipped galvanised steel 5mm gauge steel woth 50x50mm aperture Basket size: 500mm width x 500mm height x 500mm length (length may vary) Infill: Approved Sandstone. Angular stones 75-150mm size range Footling: Refer to civil for footling requirements	Stone: Sandstone 75mm - 100mm angular rocks	Gosford quarries or equivalent	Y	
RW5	Gabion Wall - Retaining wall	Walls as shown on dwgs 02/7008	Type: Sandstone infill gabion wall maximum height 1000mm Gabion Basket: 'Galfan'Hot dipped galvanised steel 5mm gauge steel woth 50x50mm aperture Basket size: 500mm width x 500mm height x 500mm length (length may vary) Infill: Approved Sandstone. Angular stones 75-150mm size range Footling: Refer to civil for footling requirements	Stone: Sandstone 75mm - 100mm angular rocks	Gosford quarries or equivalent	Y	
S1	Timber Seat on Gabion wall	Refer Drawings 09/7013 11/7013	Timber: Rosehill Spotted Gum Frame: 25 x 100mm timber frame fixed into gabion wall Seat Length : 2500mm nominal length	Finish: Linseed	Gabion Wall Australia or similar approved	Y Required Shop drawings	
RAMP & STAIR FINISHES SCHEDULE							
HR	Handrail Type 1 to Stairs and Ramps	All areas as per drawings 7009	Type: Galvanised steel handrail 50mm dia. 300mm extension and turn down to top and bottom of stairs. To comply with AS1428. Fixing: Base plate fixed Posts: Spaced evenly. 50mm diameter round steel posts connected to handrail with solid rod as per details	Contractor		Y Required Shop drawings	
TSI	Tactile Studs	To Stair and ramp locations 7009	Type: Stainless steel Tactile Studs with Black supagrit infill- TI SERIES Fixing: Epoxy resin fixed into paving. Refer detail drawings Spec: Spiral Tap. To meet AS 1428.4-2002 & AS 1428.1-2009	10mm Studs- Installed to Manufacturers best practice	Latham or similar and approved Tel: 02 8315 3202	Y	
	Stair Nosing	To Stair and ramp locations 7009	Type: Surface mounted-Asbraloy aluminium with black infill (Silver grey) Fixing: Mounted on stair- As per Manufacturers Specification and Details- Ensure compliance AS/NZS 4586:2004, AS/NZS 4663:2004	Stair nosing type: Asbraloy FA751ST Aluminium body with black infill	Latham or similar and approved Tel: 02 8315 3202	Y	
DRAINAGE							
	Geotextile Filter Fabric	All areas as per drawings	Type: Bdim A44 or equivalent Install geotextile fabric as shown on drawings and details. Ensure that fabric is properly installed evenly to achieve separation of materials with required overlapping in accordance with manufacturer's specifications.		Geofabrics Australasia or similar and approved Tel: 1300 60 60 20	Y	

Amendments

Issue	Description	Date
A	UPDATED SPLIT (DA/REF) ISSUE	17/10/2024
B	90% DRAFT ISSUE FOR CC	04/02/2025
C	100% DRAFT ISSUE FOR CC	26/02/2025
D	100% ISSUE FOR CC	31/03/2025

Client



GROUP GSA

Group GSA Pty Ltd ABN 76 002 113 779
Level 7, 80 William St East Sydney NSW
Australia 2011 www.groupgsa.com

T +612 9361 4144 F +612 9332 3458

architecture interior design urban design landscape
nom architect Lisa - Maree Carrigan 7568

Project Title

WILTON NORTH
TEMPORARY PARK

Drawing Title

HARDSCAPE SCHEDULE

Scale

NTS

Drawing created (date)

20/06/2024

By

Plotted and checked by

YR

Verified

FR

Approved

JH

Drawing No

A210261 REF-L1001













Issue

D

File

Plot Date

This drawing is the copyright of Group GSA Pty Ltd and may not be altered, reproduced or transmitted in any form or by any means in part or in whole without the written permission of Group GSA Pty Ltd. All levels and dimensions are to be checked and verified on site prior to the commencement of any work, making of shop drawings or fabrication of components. Do not scale drawings. Use figured Dimensions.

FURNITURE AND FIXTURES SCHEDULE							
CODE	ITEM	LOCATION	DESCRIPTION	FINISH / COLOUR	SUPPLIER / MANUFACTURER	SAMPLES	IMAGE
	Loose Furniture - Freestanding Round Table	Activation Zone 01/7005	Orbit Café Tables with central hole for umbrella Size: 750mm diameter x 710mm H Material: Cast Aluminium top, aluminium base and post	Finish: Powdercoat Colour: Silver	astrastreetfurniture.com.au	Y	
	Loose Furniture - Chair	Activation Zone 01/7005	Roku outdoor dining Chair - stackable Size: 525mm D x 800mm H x 555 mm W	Finish: frame -powder coated aluminium Colour: Papaya	Huset Tel: 03 8609 1443 https://www.huset.com.au/	Y	
	Umbrellas	Activation Zone 01/7005	Urban café market umbrellas Size: 2.7metre octagonal umbrella to fit within table base Fixing: Umbrella Post Locator (for table setting) Post size 38mm diameter	Colour: Fabric White/Navy Frame: Silver Powdercoated Aluminium	astrastreetfurniture.com.au	Y	
	Lockable Umbrella Sleeves	Refer drawings 07/7013	Inground removable umbrella base Size: 50mm external Spigot for 38mm dia umbrella poles Fixing: Subsurface fixed to manufacturers specifications	Colour: Fabric White/Navy Frame: Silver Powdercoated Aluminium Sleeve colour : Black	Shade Australia Tel: 1800 155 233 https://www.shadeaustralia.com.au/	Y	
B1	Bin Enclosure	Refer drawings 04/7013	SFA Frame Bin Enclosure single /dual Roof: Angled. Size: To accommodate 240 litre wheelle bin Fixing: Surface fied to manufacturers specification	Frame: Textura "Deep Ocean" Battens: Aluminium woodgrain - spotted gum	Street Furniture Australia Tel: 1300 027 799 www.streetfurniture.com	Y	
CH	Bicycle Hoops	Refer Drawings 01/7013 02/7013	Cora Bike Rack CBR1B Series 316 stainless steel Size: 800mm H 850mm W Fixing: Sub-surface fixed within gravel Surface fixed to pavement	Finish: 316 Stainless Steel	cora.com.au	Y	
DF	Drinking Fountain	Refer Drawings 05/7013 08/7013 10/7013	Aquafl Outdoor drinking fountain and bottle refilling station Product Code: Aquafl flexifountain 1500BF SKU: AQ-FF1500BF Drinking fountain and bottle refilling station (optional : dog bowl) Size: 1455mm H x 680mm D x 640mm W Footing: In accordance with manufacturers specification	Finish: Stainless steel	civiq.com.au	Y	
SH1	Shade Canopy over Playground	Playground Space 01/7014	Custom Sized Shadesail Size: specify nominal size and refer drawings. allow for 4 columns with two higher and two lower columns	Frame: Hot dip galvanised steel Colour: Canopy - TBC	Shade Australia Tel: 1800 155 233 https://www.shadeaustralia.com.au/	Y	
SH2	Shade Canopy over Stage	Stage area 02/7014	Solarmax shade structures Size: 4m x 6m	Column Finish: High tensile Galvanised steel Colour: TBC	Shade Australia Tel: 1800 155 233 https://www.shadeaustralia.com.au/	Y	
	Tree Guard	Activation Zone 04/7006	Size: 100 x 100 x 2100 DAR hardwood timber posts 150x38x950 DAR timber rails	Finish: DAR hardwood timber	Contractor	Y	
	Festoon lighting poles	Activation Zone	Aluminium pole finished 3.2 metres above ground level fixed in ground using 2 no. star pickets secured to posts and driven into ground to a depth of 800mm min Size: 26mm diameter x 4.0 metres length Fixing: In-ground Top fixing: Clamp and shackle assembly fixed securely to top of pole	Frame: CHS aluminium pole Colour: Plain Lighting: Fairly lights to be supplied by client.	Similar to brisbanefestoonhire.com.au	N	
	Raised Circular Corrugated Planters	Refer plan 03/7013	Material: Aluzinc steel, stainless steel bolts, All weather PVC safety edge Size: 970mm diameter x 370mm height Size: 970mm diameter x 740mm height	Finish: Zincalume	birdiesgardenproducts.com.au	N	

SOFTWARES SCHEDULE				
ITEM	LOCATION	DESCRIPTION	SUPPLIER / MANUFACTURER	SAMPLERS OR SAMPLE PANELS REQUIRED FOR APPROVAL
Top-soil Type A	Generic Planting Areas	Soils to be approved prior to hydromulching. Minimum 300mm depth to be provided of all planting areas. Allow to include soil additives as per soil tests.	Contractor / Re-use of site existing topsoil	Y
Sub-Soil Type B	Generic Planting Areas	Sub-soil below topsoil Type A at 300mm depth to all planted areas as per detail drawings. Ensure subgrade has been cultivated including any additives prior to final topsoiling. Spec: To AS4419.	Contractor	Y
Soil Type C	Topsoil to all turf areas	Soils to be approved prior to turfing or hydroseeding. Minimum 150mm depth to be provided of all propsed turfed or grass seeded areas.	Benedict Industries or similar approved for sand P. (02) 9986 3500	Y
Planting Mulch	To all mass planting areas	Type: 'Forest Blend' (to 75mm depth). Refer detail	Australian Native Landscapes or approved equal Tel: 13 14 48	Y
Turf (TU)	Indicated on Plan	100% Kikuyu turf rolls. Installed over 150mm imported topsoil to AS 4419. (35% coarse sand 25% blacksoil, 40% composted organic matter) to verge area between footpath	Australian Native Landscapes or approved equal Tel: 13 14 48	Y
Jute Matting	To sloped planting areas	Biotek Jute matting 800gsm applied to betters and slopes of 1:3 or greater	Stratafreen or equivalent	Y

Amendments		
Issue	Description	Date
A	UPDATED SPLIT (DA/REF) ISSUE	17/10/2024
B	90% DRAFT ISSUE FOR CC	04/02/2025
C	100% DRAFT ISSUE FOR CC	26/02/2025
D	100% ISSUE FOR CC	31/03/2025

Client



Group GSA Pty Ltd ABN 76 002 113 779
Level 7, 80 William St East Sydney NSW
Australia 2011 www.groupgsa.com

T +612 9361 4144 F +612 9332 3458

architecture interior design urban design landscape
nom architect Lisa - Maree Carrigan 7568

Project Title

WILTON NORTH
TEMPORARY PARK

Drawing Title

FURNITURE AND SOFTWARES
SCHEDULE

Scale NTS

Drawing created (date) 20/06/2024

By YR

Plotted and checked by YR

Verified FR







Approved JH

Drawing No Issue

A210261 REF-L1002 D

File Plot Date

This drawing is the copyright of Group GSA Pty Ltd and may not be altered, reproduced or transmitted in any form or by any means in part or in whole without the written permission of Group GSA Pty Ltd.
All levels and dimensions are to be checked and verified on site prior to the commencement of any work, making of shop drawings or fabrication of components.
Do not scale drawings. Use figured Dimensions.

PLAY EQUIPMENT SCHEDULE						
CODE	ITEM	LOCATION	DESCRIPTION	FINISH / COLOUR	SUPPLIER / MANUFACTURER	IMAGE
PY1	Slide	Detailed plan 01/7004 02/7004 03/7004	Extreme Marine 1500H Wide Stainless Steel Slide Product Code: D-8837 Age range: over 3 Years Equipment size: 4330mm L x 4030mm W Max FHO: 1000mm	TBC	Moduplay	
PY2	Rotanet	Detailed plan	Spinpoint Product Code: N-9097 Equipment size: Dia. 5860mm Max FHO: 1300mm	TBC	Moduplay	
PY3	Swing	Detailed plan	Capital Double Bay Junior Swing, Nest Seat Product Code: S-9910 Equipment size: 7000mm L x 4900mm W Max FHO: 1500mm	TBC	Moduplay	
	Concrete pipes - Maze	Detailed plan 01/7002 7003	Maze with penetrations Varies in sizes 2440 x 1200 Class 3 concrete pipes 1640 x 1050 Class 4 concrete pipes 2440 x 825 Class 3 concrete pipes 2440 x 750 Class 3 concrete pipes 2240 x 675 Class 3 concrete pipes	Colour: Branding colours Navy: R41 G48 B67 Orange ochre : R218 G132 B99 Light mint blue : R230 G237 B239 Eggplant : R78 G45 B76 Steel blue: R142 G155 B172	Procured on site / Contractor	
	Concrete pipe raised steppers	Detailed plan 05/7004	Raised steppers with Artificial turf on top Varies in sizes 500 x 625mm dia 400 x 450mm dia 300 x 300mm dia 250 x 250MM dia	Colour: Branding colours Navy: R41 G48 B67 Orange ochre : R218 G132 B99 Eggplant : R78 G45 B76 Steel blue: R142 G155 B172 Finish: Plain concrete painted	Procured on site / Contractor	
SS	Concrete precast steppers - flush	Detailed plan 04/7004	Precast concrete steppers 30mm thick placed on 100mm compacted aggregate to finish flush with play mulch Dimension: 300 and 400 dia	Finish: Plain concrete, light sand blast	Outdoor and General or equivalent	

Amendments		
Issue	Description	Date
A	UPDATED SPLIT (DA/REF) ISSUE	17/10/2024
B	90% DRAFT ISSUE FOR CC	04/02/2025
C	100% DRAFT ISSUE FOR CC	26/02/2025
D	100% ISSUE FOR CC	31/03/2025



GROUPGSA

Group GSA Pty Ltd ABN 76 002 113 779
Level 7, 80 William St East Sydney NSW
Australia 2011 www.groupgsa.com

T +612 9361 4144 F +612 9332 3458
architecture interior design urban design landscape
nom architect Lisa - Maree Carrigan 7568

Project Title

WILTON NORTH
TEMPORARY PARK

Drawing Title

PLAY EQUIPMENT SCHEDULE

Scale	NTS
Drawing created (date)	20/06/2024
By	YR
Plotted and checked by	YR
Verified	FR
Approved	JH
Drawing No	Issue
A210261 REF-L1003	D
File	Plot Date

This drawing is the copyright of Group GSA Pty Ltd and may not be altered, reproduced or transmitted in any form or by any means in part or in whole without the written permission of Group GSA Pty Ltd.
All levels and dimensions are to be checked and verified on site prior to the commencement of any work, making of shop drawings or fabrication of components.
Do not scale drawings. Use figured Dimensions.

Client  

Group GSA Pty Ltd ABN 76 002 113 779
Level 7, 80 William St East Sydney NSW
Australia 2011 www.groupgsa.com

T +612 9361 4144 F +612 9332 3458

architecture interior design urban design landscape
nom architect Lisa - Maree Carrigan 7568

Drawing Title

GENERAL ARRANGEMENT
PLAN

This drawing is the copyright of Group GSA Pty Ltd and may not be altered, reproduced or transmitted in any form or by any means in part or in whole without the written permission of Group GSA Pty Ltd.
All levels and dimensions are to be checked and verified on site prior to the commencement of any work, making of shop drawings or fabrication of components.
Do not scale drawings. Use figured Dimensions.

LEGEND

EXTENT OF WORKS

LEVELS

+ RL 6.35

PROPOSED LEVEL

+ TW 6.35

TOP OF WALL LEVEL

+ BW 6.35

BOTTOM OF WALL LEVEL

PROPOSED LANDSCAPE CONTOURS



Amendments		Date
Issue	Description	
A	UPDATED SPLIT (DA/REF) ISSUE	17/10/2024
B	90% DRAFT ISSUE FOR CC	04/02/2025
C	100% DRAFT ISSUE FOR CC	26/02/2025
D	100% ISSUE FOR CC	31/03/2025

Client



GROUP GSA

Group GSA Pty Ltd ABN 76 002 113 779
Level 7, 80 William St East Sydney NSW
Australia 2011 www.groupgsa.com

T +612 9361 4144 F +612 9332 3458
architecture interior design urban design landscape
nom architect Lisa - Maree Carrigan 7568

Project Title

**WILTON NORTH
TEMPORARY PARK**

Drawing Title

**LEVELS AND GRADING
PLAN**

Scale 1:200 @ A1

Drawing created (date) 09/10/2023

By YR

Plotted and checked by YR

Verified FR

Approved JH

Drawing No Issue
A210261 REF-L3001 D

File Plot Date

This drawing is the copyright of Group GSA Pty Ltd and may not be altered, reproduced or transmitted in any form or by any means in part or in whole without the written permission of Group GSA Pty Ltd.
All levels and dimensions are to be checked and verified on site prior to the commencement of any work, making of shop drawings or fabrication of components.
Do not scale drawings. Use figured Dimensions.

LEGEND

EXTENT OF WORKS

SET-OUTS

RADIUS

SETOUT DIMENSION

ANGULAR DIMENSION

CENTRE POINT

ARC LENGTH



Amendments		Date
Issue	Description	
A	UPDATED SPLIT (DA/REF) ISSUE	17/10/2024
B	90% DRAFT ISSUE FOR CC	04/02/2025
C	100% DRAFT ISSUE FOR CC	26/02/2025
D	100% ISSUE FOR CC	31/03/2025

COORDINATES SCHEDULE		
Code	X	Y
A	286305648.9043	6211738437.5481
B	286314785.4467	6211765812.6222
C	286331536.1007	6211759178.7401
D	286330567.7992	6211746926.7921

Client

LANDCOM

GROUP GSA

Group GSA Pty Ltd ABN 76 002 113 779
Level 7, 80 William St East Sydney NSW
Australia 2011 www.groupgsa.com

T +612 9361 4144 F +612 9332 3458
architecture interior design urban design landscape
nom architect Lisa - Maree Carrigan 7568

Project Title

WILTON NORTH
TEMPORARY PARK

Drawing Title

SETOUT PLAN

Scale

1:200 @ A1

Drawing created (date)

09/10/2023

By

YR

Plotted and checked by

YR

Verified

FR

Approved

JH

Drawing No

A210261 REF-L4001 D

Issue

File

Plot Date

This drawing is the copyright of Group GSA Pty Ltd and may not be altered, reproduced or transmitted in any form or by any means in part or in whole without the written permission of Group GSA Pty Ltd.
All levels and dimensions are to be checked and verified on site prior to the commencement of any work, making of shop drawings or fabrication of components.
Do not scale drawings. Use figured Dimensions.

CODE	BOTANIC NAME	COMMON NAME	INSTALLATION SIZE	MATURE SIZE (H x W) m	SPACING (mm)	QUANTITY
TREES						
At	Angophora floribunda	Rough barked apple	100 lt	15 x 10	Refer plan	7
Am	Acacia melanoxylon	The Australian blackwood	45 lt	15 x 10	Refer plan	4
Cc	Corymbia citriodora	Lemon-Scented Gum	100 Lt	20 x 15	Refer plan	5
TALL HEDGES						
AsHF	Acmena smithii 'Hot Flush'	Hot Flush Lilly Pilly	45 Lt	1.5 - 3 x1	1000	29
Ce	Callistemon 'Endeavour'	Bottlebrush	25 Lt	2.5 x 2.5	800	38
CGW	Casuarina "Green Wave"	Casuarina cultivar	200mm	2 x 2	1000	50
LC	Leptopsoermum "Cardwell"	Cardwell tea tree	200mm	1.5 x 1.5	800	61
Wf	Westringia fruticosa	Coast Rosemary	25 Lt	1.5 x 1	800	87
SHRUBS						
De	Doryanthes excelsa	Gymea Lily	200mm	1 x 1	900	25
Gis	Grevillea superb	Spiderflower	200mm	1 x 1	700	16
Mt	Melaleuca thymifolia	Honey myrtle	200mm	1 x 2	1000	97
PmWR	Philotheca myoporoides "Winter Rouge"	Wax Flower	200mm	1 x 1	700	37
GROUND COVERS						
DLJ	Dianella caerulea 'Little Jess'	Little Jess Flax Lily	140mm	0.6 x 0.6	400	32
Lm	Liriope muscari	Lily Turf	140mm	0.4 x 0.6	400	59
LT	Lomandra longifolia 'Tanika'	Tanika Mat Rush	140mm	0.6 x 0.6	400	79
Mp	Myoporum parvifolium	Creeping Boobialla	140mm	0.3 x 3	500	67
PN	Pennistenum "Nafray"	Nafray Foxtail	140mm	0.6 x 0.6	400	289

PLANTING MIX A					SPACING (mm)	PERCENTAGE OF MIX	QUANTITY
BmBD	<i>Brachyscome multifida</i> "Break of Day"	Cutleaf Daisy	140mm	0.3 x 0.4	300	15%	190
CaDF	<i>Chrysocephalum apiculatum</i> "Desert Flame"	Yellow Buttons	140mm	0.4 x 1	400	15%	104
Cp B	<i>Correa pulchella</i> "Bellissimo"	Native Fuschia hybrid	140mm	0.5 x 1	400	15%	104
DLJ	<i>Dianella caerulea</i> "Breeze"	Little Jess Flax Lily	140mm	0.6 x 0.6	400	10%	69
HpSM	<i>Helichrysum petiolare</i> "Silver Mist"	Silver Bush	140mm	0.2 x 0.5	400	15%	104
LhLS	<i>Lomandra hysterix</i> Lucky Stripe	Lucky stripe	140mm	0.8 x 0.8	500	10%	46
Mp	<i>Myoporum parvifolium</i>	Creeping Boobialla	140mm	0.3 x 3	500	10%	46
WM	<i>Westringia Mundii</i>	Groundcover westringia	140mm	0.5 x 1.5	500	10%	46
PLANTING MIX B					SPACING (mm)	QUANTITY	
BIRR	<i>Banksia integrifolia</i> "Roller Coaster"	Prostrate banksia cultivar	140mm	0.4 x 2	1000	15%	26
CCI	<i>Casuarina</i> Cousin It	Prostrate she oak	140mm	0.3 x 1	400	15%	161
Fg	<i>Festuca glauca</i> "Elijah Blue"	Blue fescue	140mm	0.3 x 0.3	300	15%	296
LSN	<i>Leucophyta brownii</i> "Silver Nugget"	Cushion Bush	140mm	1 x 1	600	15%	73
LhKB	<i>Lomandra hysterix</i> "Katie Belles"	Katie Belles	140mm	1.5 x 1.5	700	10%	36
MCT	<i>Melaleuca</i> "Claret Tops"	Claret Top	140mm	1 x 1	700	10%	36
Sc	<i>Santolina chamaecyparissus</i>	Cotton lavender	140mm	0.4 x 0.6	400	10%	108
Rs	<i>Rhagodia spinescens</i> "Aussie Flatbush"	Saltbush	140mm	0.5 x 1	600	10%	48

NATIVE GRASSLAND MIX (NA)				SPACING (mm)	QUANTITY	
Asa	Atriplex semibaccata (C4)	Scrambling saltbush	Tube stock	0.8 x 1.5	400	124
Ast	Austrostipa scabra (C3)	Spear Grass	Tube stock	0.3 x 0.3	400	124
Bma	Bothriochloa macra (C4)	Red Grass	Tube stock	0.8 x 0.2	400	124
Di	Dichelachne (C3)	Plume Grass	Tube stock	1.5 x 0.6	400	124
Lm	Linum marginale	Native Grass	Tube stock	0.6 x 0.3	400	124
Mss	Microleana stipoides (C3)	Weeping Grass	Tube stock	0.3 x 0.3	400	124
Pli	Poa labillardierei "Eskdale" (C3)	Tussock Grass	Tube stock	0.8 x 0.8	400	124
Pg	Pycnosorus globosus	Billy buttons	Tube stock	0.5 x0.3	400	124
Rc	Rhodanthe chlorocephala	Paper daisy	Tube stock	0.7 x 0.4	400	124
Tta	Themeda triandra (C4)	Kangaroo Grass	Tube stock	1 x 0.5	400	124

Note : Planting Mix B and Native Grassland Mix to be planted in groups of 5-7 of same species

Amendments		Date
Issue	Description	
A	90% DRAFT ISSUE FOR CC	04/02/2025
B	100% DRAFT ISSUE FOR CC	26/02/2025
C	100% ISSUE FOR CC	31/03/2025

Client



Group GSA Pty Ltd ABN 76 002 113 779
Level 7, 80 William St East Sydney NSW
Australia 2011 www.groupgsa.com

T +612 9361 4144 F +612 9332 3458

architecture interior design urban design landscape
nom architect Lisa - Maree Carrigan 7568

Project Title

WILTON NORTH
TEMPORARY PARK

Drawing Title

PLANTING SCHEDULE
TEMPORARY PARK

Scale 1:100@A1

Drawing created (date) 09/10/2023

By YR

Plotted and checked by YR

Verified FR

Approved JH

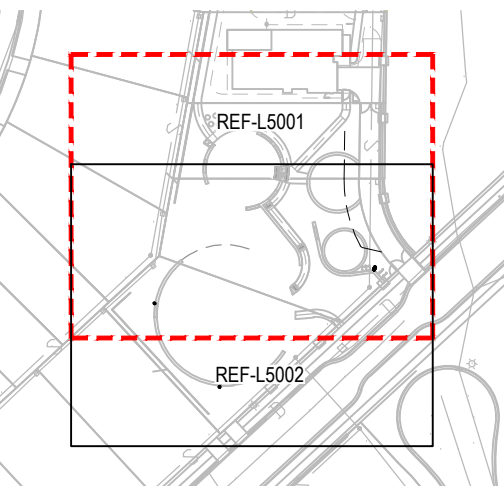
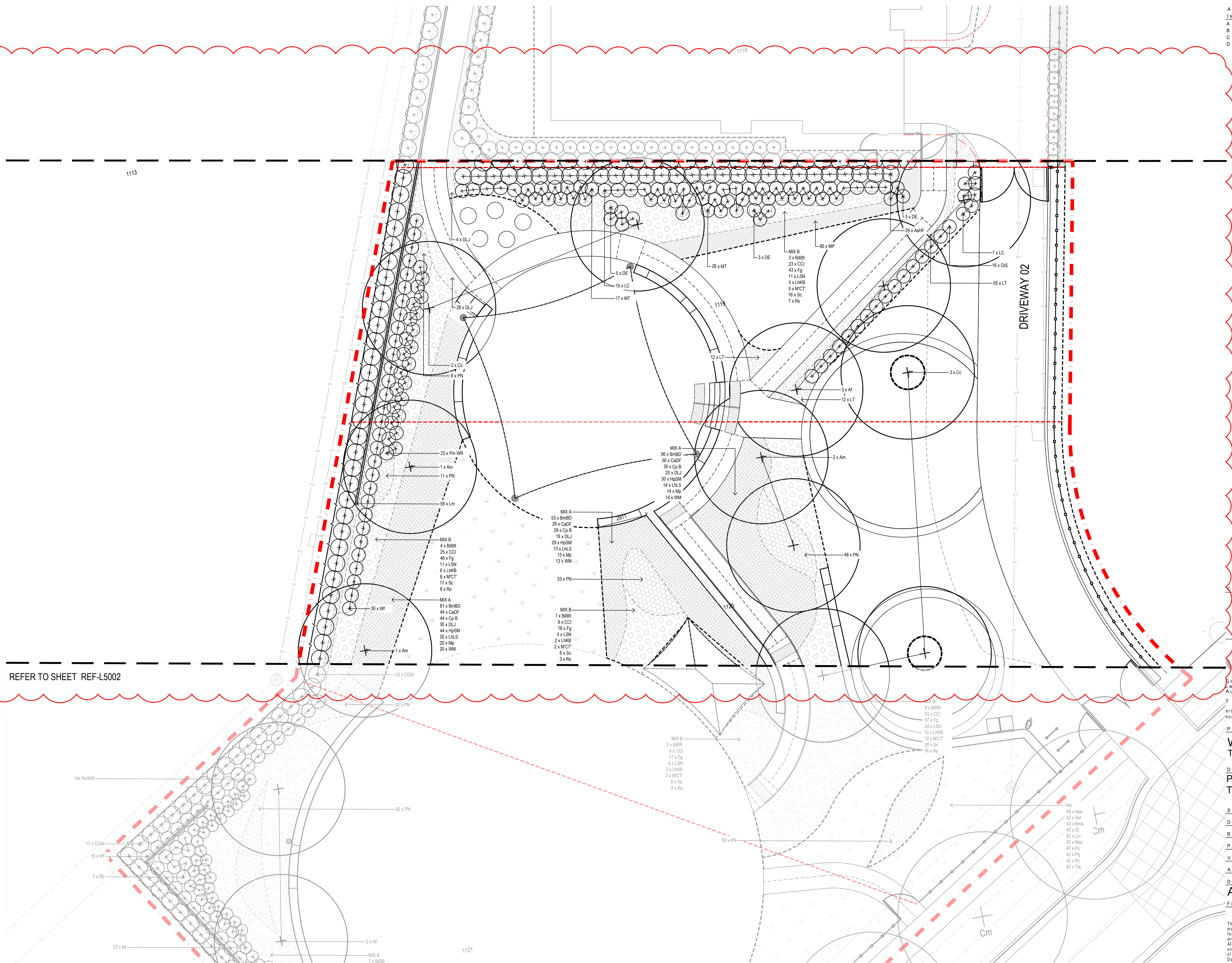
Drawing No Issue

A210261 REF-L5000 C


File Plot Date

This drawing is the copyright of Group GSA Pty Ltd and may not be altered, reproduced or transmitted in any form or by any means in part or in whole without the written permission of Group GSA Pty Ltd.
All levels and dimensions are to be checked and verified on site prior to the commencement of any work, making of shop drawings or fabrication of components.
Do not scale drawings. Use figured Dimensions.

D	100% ISSUE FOR CC	31/03/2025
---	-------------------	------------



Client



GROUP USA

Group GSA Pty Ltd ABN 76 002 113 779
Level 7, 80 William St East Sydney NSW
Australia 2011 www.groupgsa.com

T +612 9361 4144 F +612 9332 3458

architecture interior design urban design landscape
nom architect Lisa - Maree Carrigan 7568

Project Title _____

WILTON NORTH

WILTON NORTH
TEMPORARY PARK

Drawing Title

PLANTING PLAN
TEMPORARY PARK

Scale 1:100@ A1

Drawing created (date) 09/10/2023

By	YR
Plotted and checked by	YR

Plotted and checked by	IR
Verified	FR

Approved	JH
----------	----

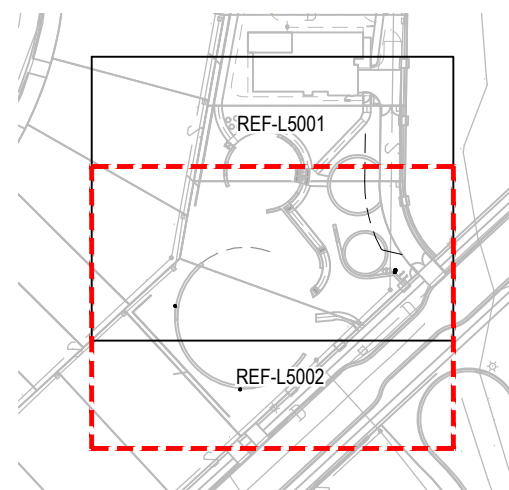
Drawing No	Issue
A210261 REF-L5001	D

File	Plot Date
------	-----------

This drawing is the copyright of Group GSA Pty Ltd and may not be altered, reproduced or transmitted in any form or by any means in part or in whole without the written permission of Group GSA Pty Ltd.
All levels and dimensions are to be checked and verified on site prior to the commencement of any work, making of shop drawings or fabrication of components.
Do not scale drawings. Use figured Dimensions.

Amendments		Date
Issue	Description	
A	UPDATED SPLIT (DA/REF) ISSUE	17/10/2024
B	90% DRAFT ISSUE FOR CC	04/02/2025
C	100% DRAFT ISSUE FOR CC	26/02/2025
D	100% ISSUE FOR CC	31/03/2025

REFER TO SHEET REF-L5001



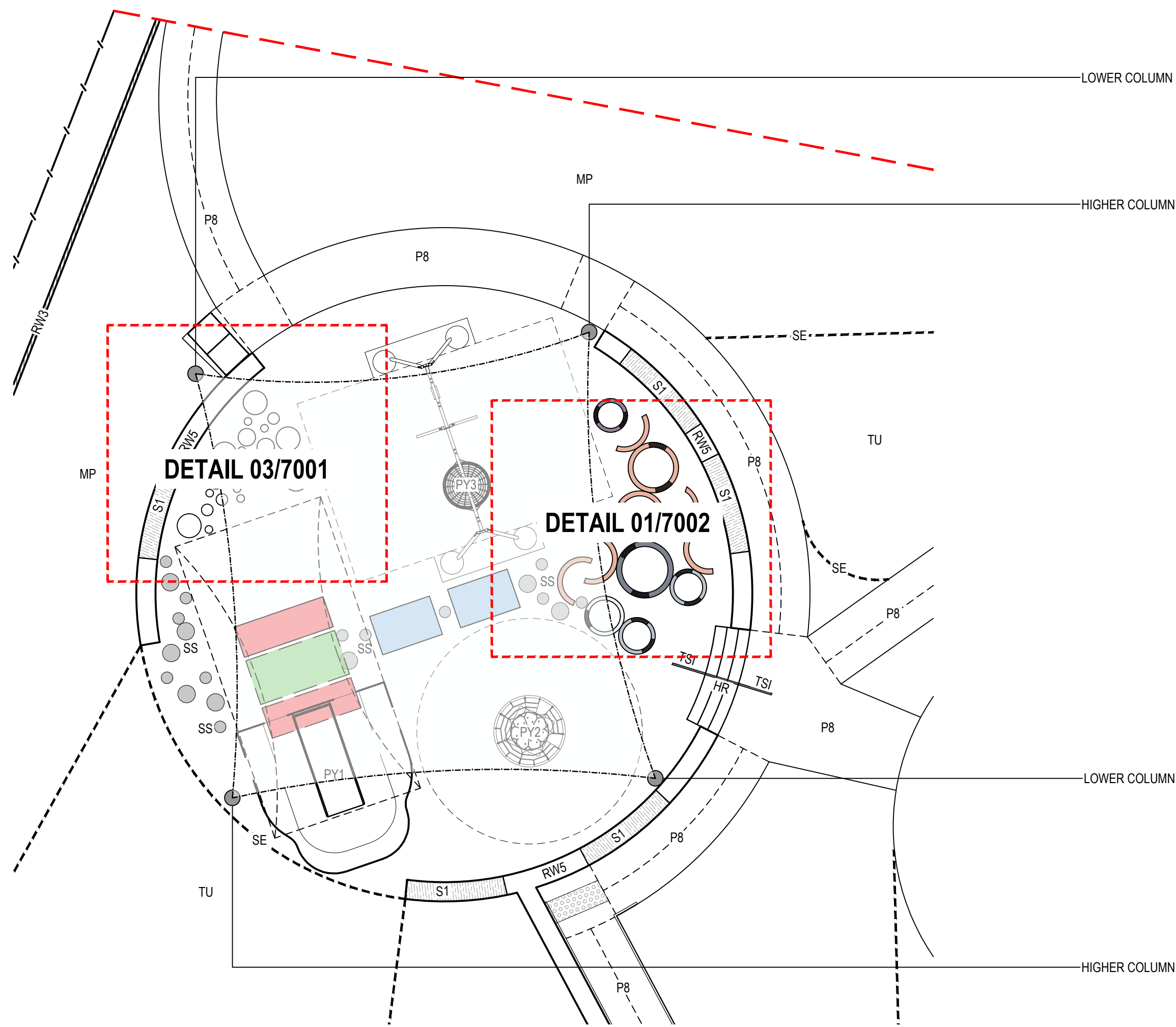
GROUP GSA
Group GSA Pty Ltd ABN 76 002 113 779
Level 7, 80 William St East Sydney NSW
Australia 2011 www.groupgsa.com
T +612 9361 4144 F +612 9332 3458
architecture interior design urban design landscape
nom architect Lisa - Maree Carrigan 7568

Project Title
**WILTON NORTH
TEMPORARY PARK**

Drawing Title
**PLANTING PLAN
TEMPORARY PARK**

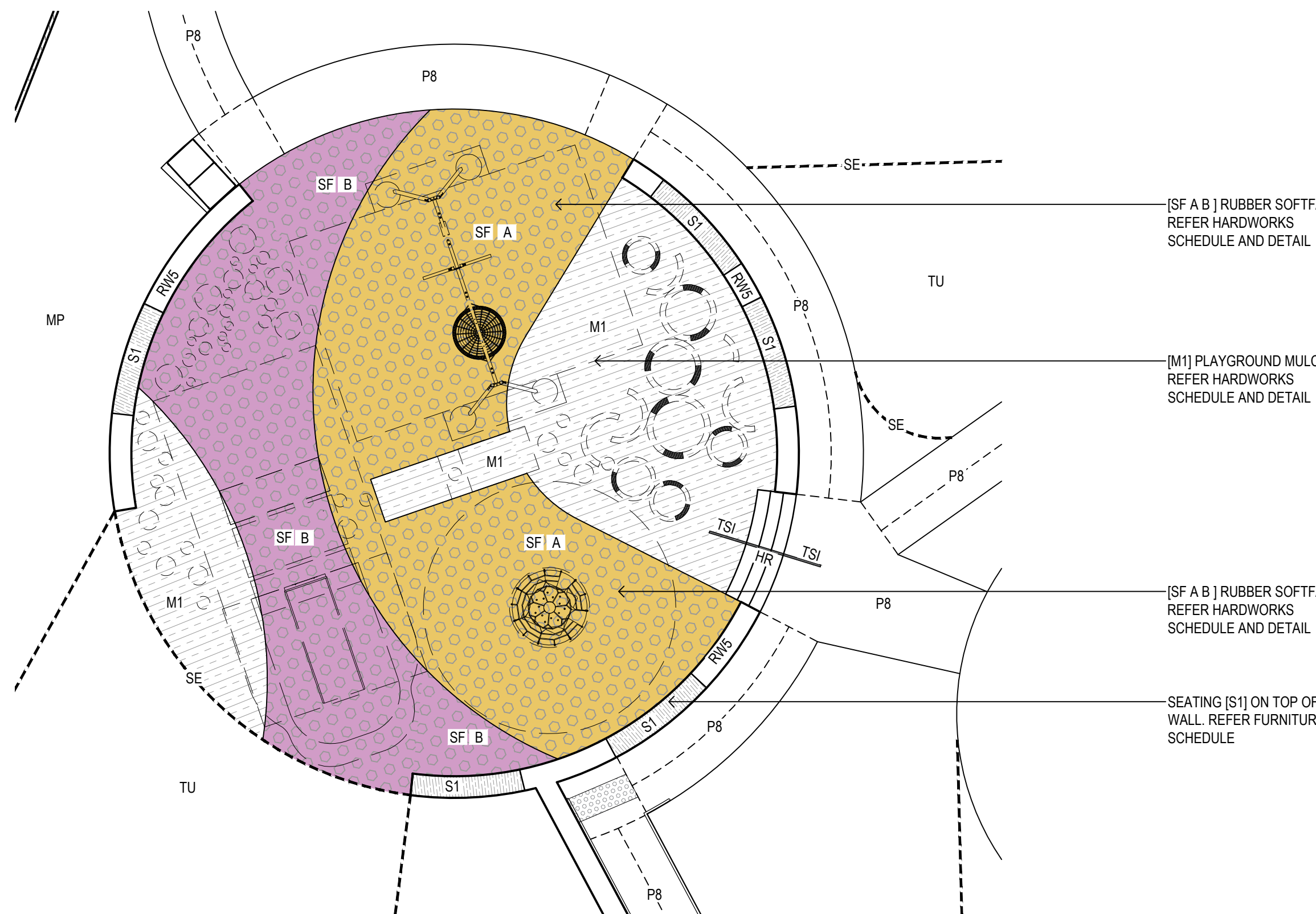
Scale	1:100@A1
Drawing created (date)	09/10/2023
By	YR
Plotted and checked by	YR
Verified	FR
Approved	JH
Drawing No	Issue
A210261 REF-L5002 D	
File	Plot Date

This drawing is the copyright of Group GSA Pty Ltd and may not be altered, reproduced or transmitted in any form or by any means in part or in whole without the written permission of Group GSA Pty Ltd.
All levels and dimensions are to be checked and verified on site prior to the commencement of any work, making of shop drawings or fabrication of components.
Do not scale drawings. Use figured Dimensions.

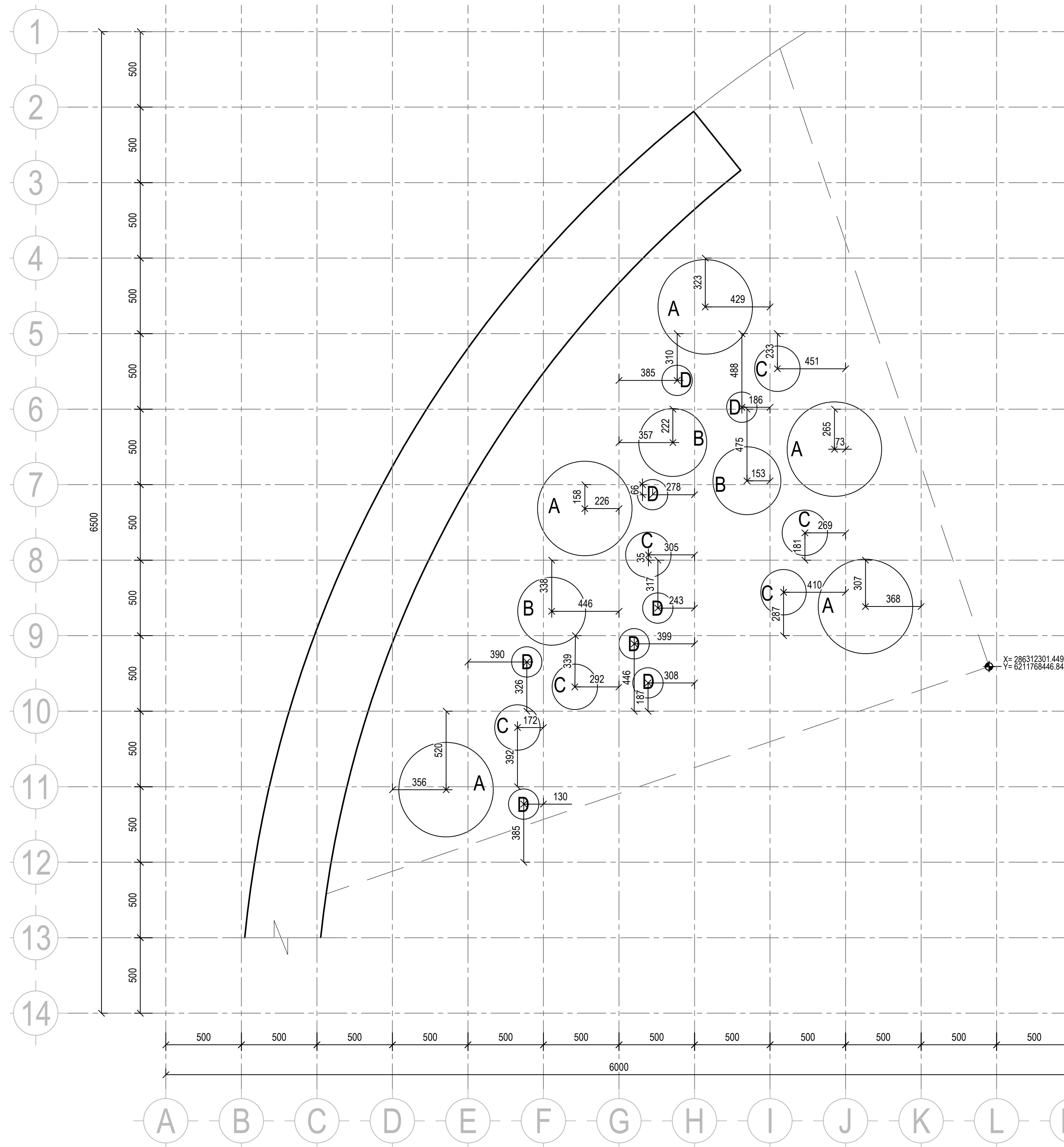


LEGEND			
PY1	SLIDE REFER PLAY EQUIPMENT SCHEDULE	SS	CONCRETE PRECAST STEPPERS REFER PLAY EQUIPMENT SCHEDULE
PY2	ROTANET REFER PLAY EQUIPMENT SCHEDULE		CONCRETE PIPES REFER CONCRETE PIPE SCHEDULE
PY3	SWING REFER PLAY EQUIPMENT SCHEDULE		CONCRETE PIPES REFER CONCRETE PIPE SCHEDULE

1
7001 1:100
PLAYGROUND EQUIPMENT LAYOUT PLAN
PLAN



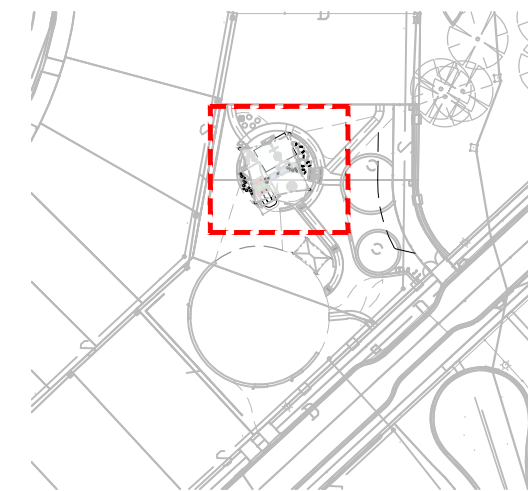
2
7001 1:100
PLAYGROUND SURFACE TREATMENT PLAN
PLAN



3
7001 1:20
CONCRETE PIPE RAISED STEPPERS SET-OUT PLAN
PLAN

CONCRETE PIPE RAISED STEPPERS			
CODE	HEIGHT	WIDTH (Internal dia)	ELEVATED STEPPERS
A	500	625	5
B	400	450	3
C	300	300	6
D	250	200	8

Amendments		
Issue	Description	Date
A	90% DRAFT ISSUE FOR CC	04/02/2025
B	100% DRAFT ISSUE FOR CC	26/02/2025
C	100% ISSUE FOR CC	31/03/2025

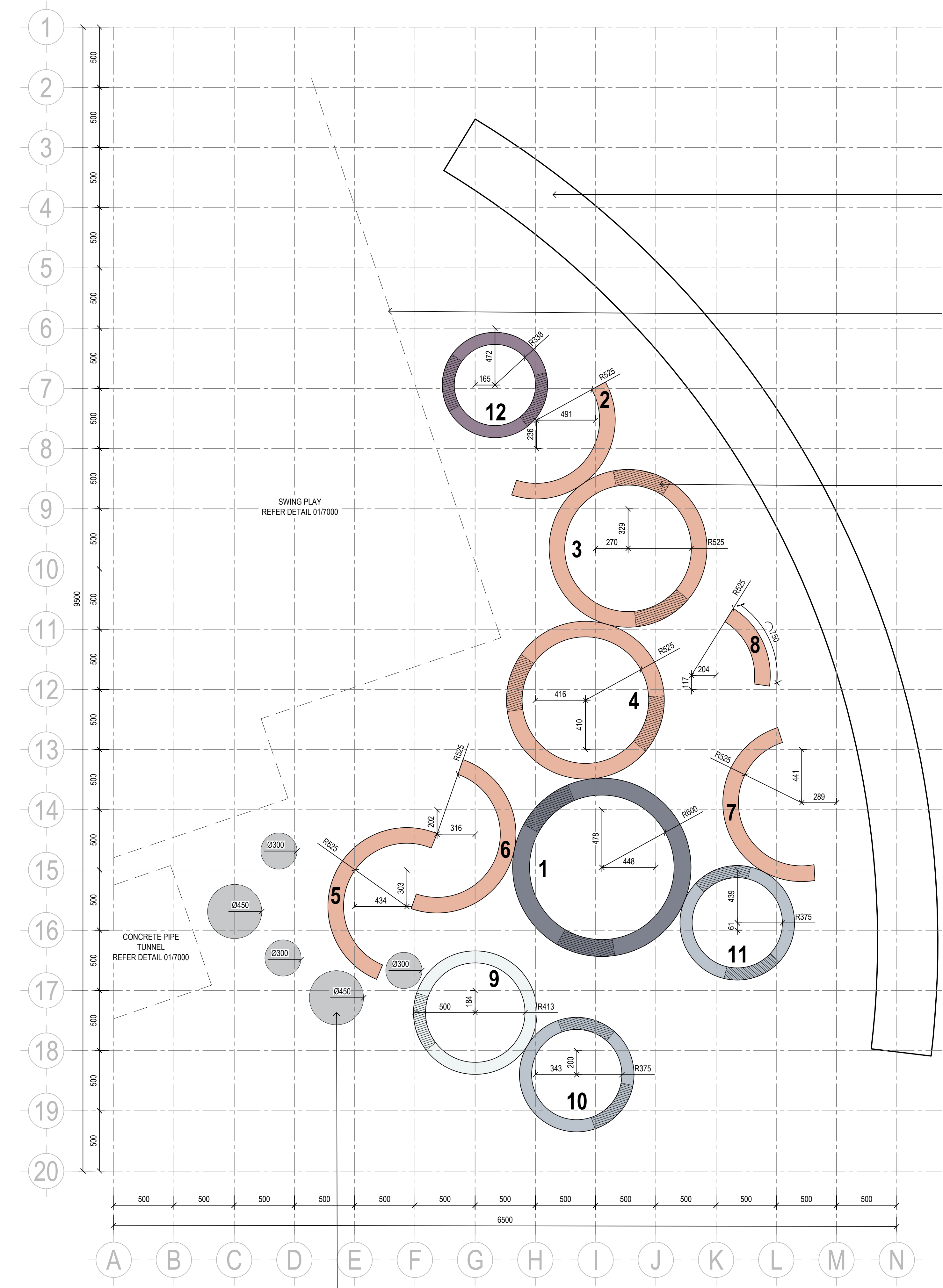


GROUP GSA
Group GSA Pty Ltd ABN 76 002 113 779
Level 7, 80 William St East Sydney NSW
Australia 2011 www.groupgsa.com
T +612 9361 4144 F +612 9332 3458
Architecture interior design urban design landscape
town architect Lisa - Maree Carrigan 7568
Project Title
**WILTON NORTH
TEMPORARY PARK**

Drawing Title
**LANDSCAPE DETAILS_01
PLAYGROUND**

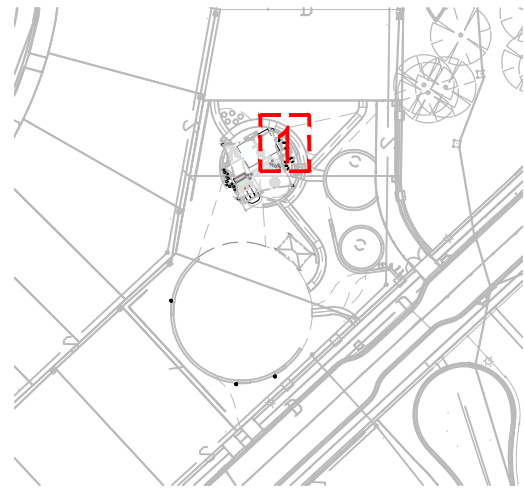
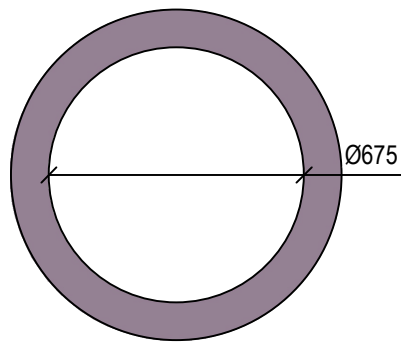
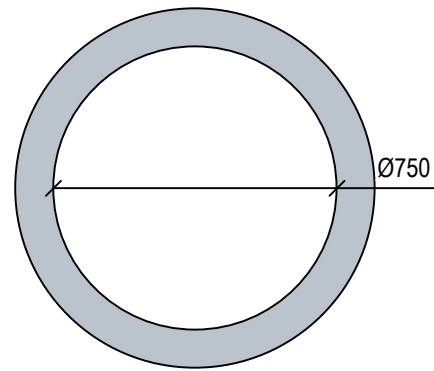
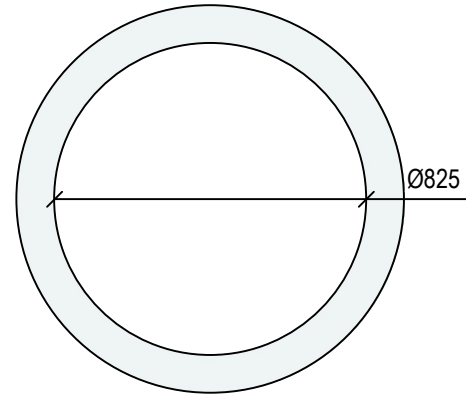
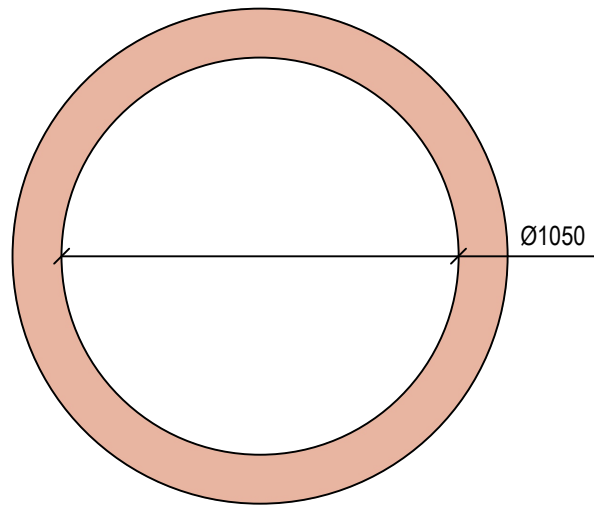
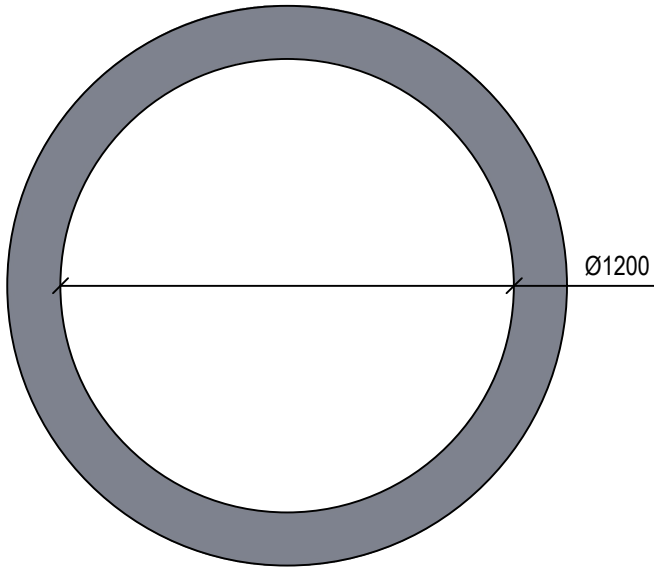
Scale AS SHOWN @ A1
Drawing created (date) 09/10/2023
By YR
Plotted and checked by YR
Verified FR
Approved JH
Drawing No Issue
A210261 REF-L7001 C
File Plot Date

This drawing is the copyright of Group GSA Pty Ltd and
may not be altered, reproduced or transmitted in any
form or by any means in part or in whole without the
written permission of Group GSA Pty Ltd.
All levels and dimensions are to be checked and verified
on site prior to the commencement of any work, making
of shop drawings or fabrication of components.
Do not scale drawings. Use figured Dimensions.



CONCRETE PIPES SCHEDULE									Amendments	
LENGTH	WIDTH (Internal dia)	FLANGE	THICKNESS	CLASS	QUANTITY	UNDER SLIDE	TUNNEL	MAZE	Issue Description	Date
2440	1200	330	140	3	3	1		1	A 90% DRAFT ISSUE FOR CC	04/02/2025
									B 100% DRAFT ISSUE FOR CC	25/02/2025
									C 100% ISSUE FOR CC	31/03/2025
1640	1050	330	130	4	10		2	4.5 total 2 whole 5 halves		
2440 TBC	825	330	100	3	3	2		1		
2440 TBC	750	TBC	100	3	2			2		
2440 TBC	675	TBC	100	3	1			1		

CODE	WIDTH	HEIGHT	COLOUR	PENETRATIONS		
				DIA	FRONT HEIGHT	REAR HEIGHT
1	1200	1800	TBC	500	500	650
2	1050	1300	TBC	500		
3	1050	1300	TBC	500	500	300
4	1050	1300	TBC	500	300	450
5	1050	1300	TBC	500		
6	1050	1300	TBC	500		
7	1050	1300	TBC	500		
8	1050	800	TBC	500		
9	825	1800	TBC	500	600	-
10	750	1800	TBC	500	600	450
11	750	1800	TBC	500	450	600
12	675	1800	TBC	500	600	400



GROUP GSA
Group GSA Pty Ltd ABN 76 002 113 779
Level 7, 80 William St East Sydney NSW
Australia 2011 www.groupgsa.com
T +612 9361 4144 F +612 9332 3458
architecture interior design urban design landscape
nom architect Lisa - Maree Carrigan 7568

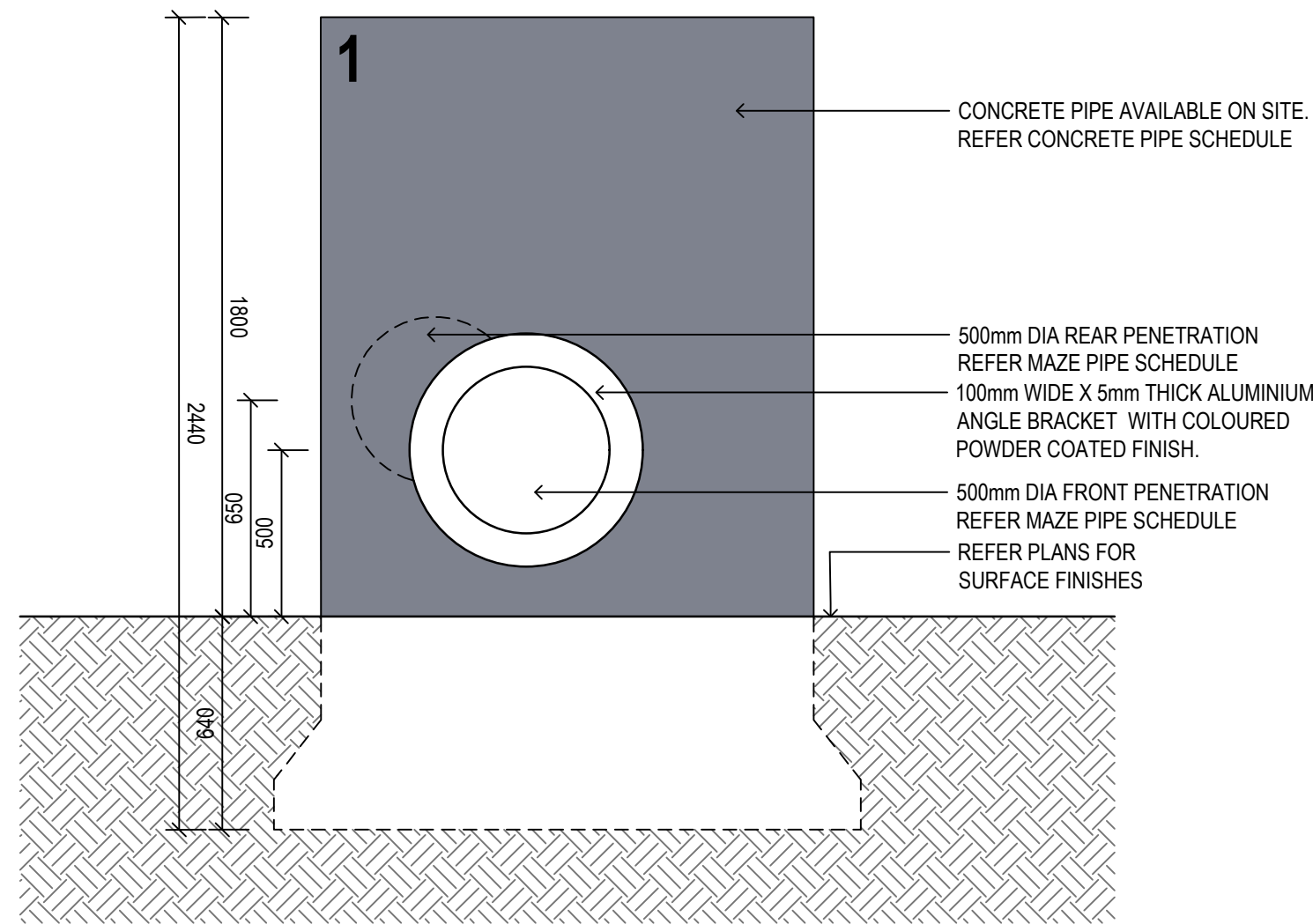
Project Title
**WILTON NORTH
TEMPORARY PARK**

Drawing Title
**LANDSCAPE DETAILS_02
PLAYGROUND**

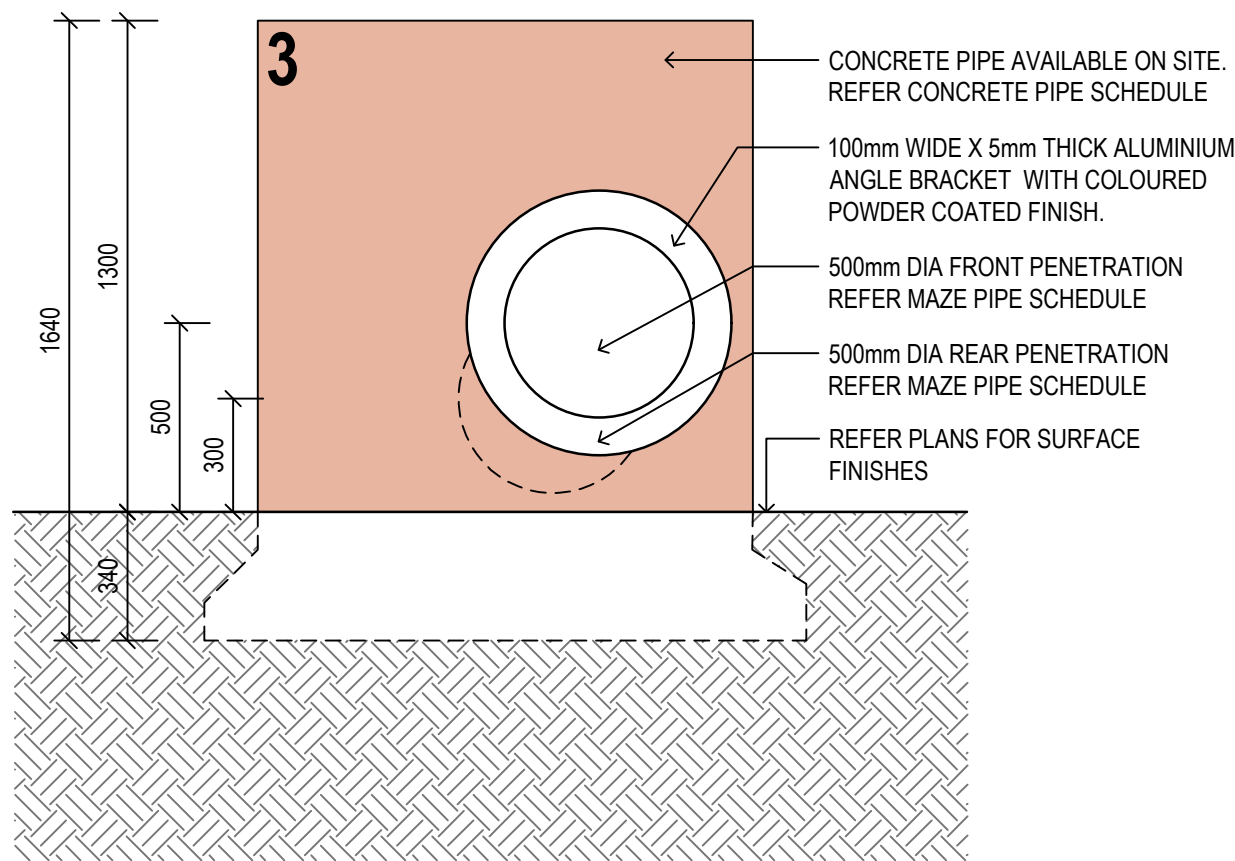
Scale AS SHOWN @ A1
Drawing created (date) 09/10/2023
By YR
Plotted and checked by YR
Verified FR
Approved JH
Drawing No Issue
A210261 REF-L7002 C
File Plot Date

This drawing is the copyright of Group GSA Pty Ltd and may not be altered, reproduced or transmitted in any form or by any means in part or in whole without the written permission of Group GSA Pty Ltd.
All levels and dimensions are to be checked and verified on site prior to the commencement of any work, making of shop drawings or fabrication of components.
Do not scale drawings. Use figured Dimensions.

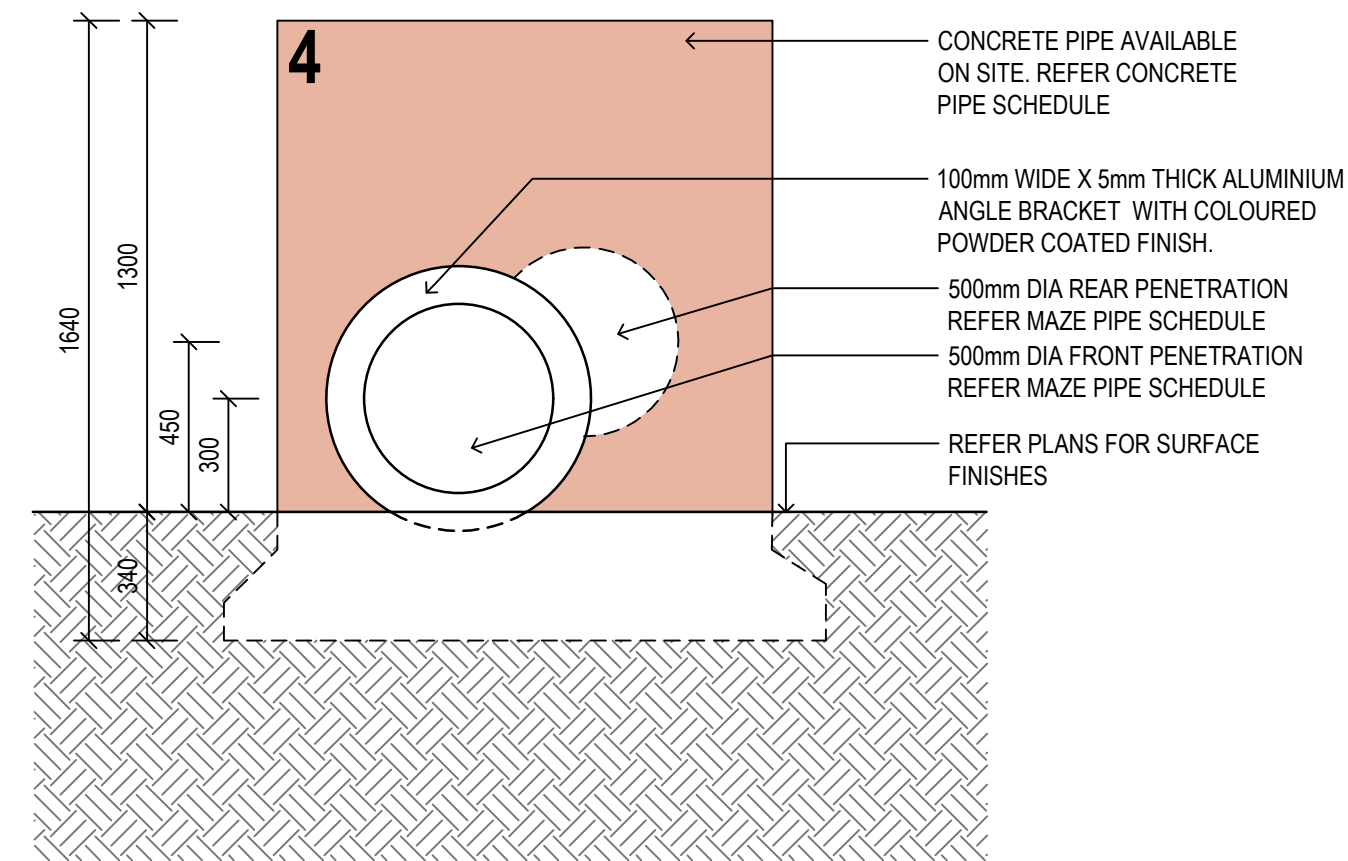
Amendments		
Issue	Description	Date
A	90% DRAFT ISSUE FOR CC	04/02/2025
B	100% DRAFT ISSUE FOR CC	26/02/2025
C	100% ISSUE FOR CC	31/03/2025



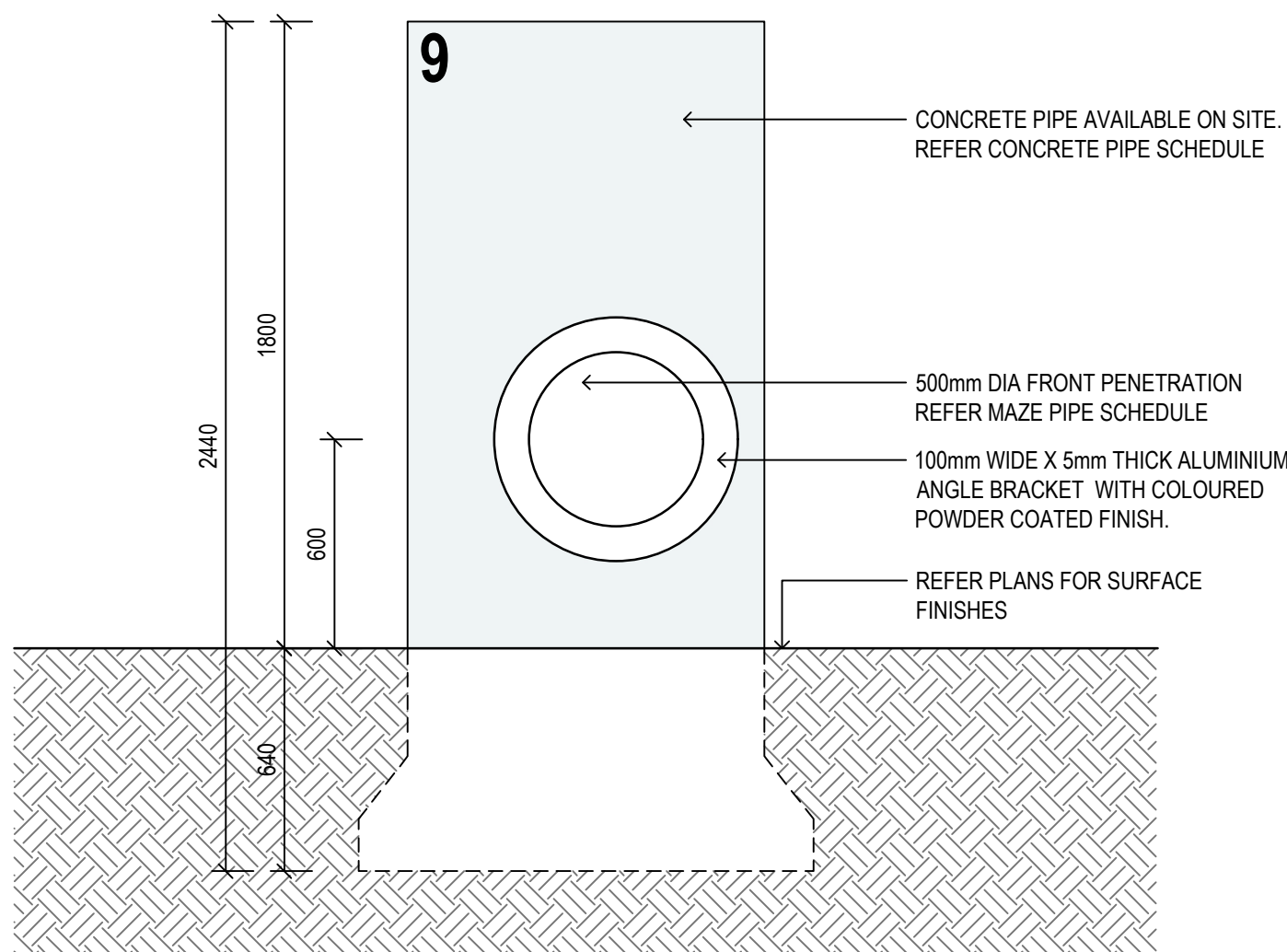
1
7003 1:20 VERTICAL DETAIL OF PIPE 1 FOR MAZE
FRONT ELEVATION



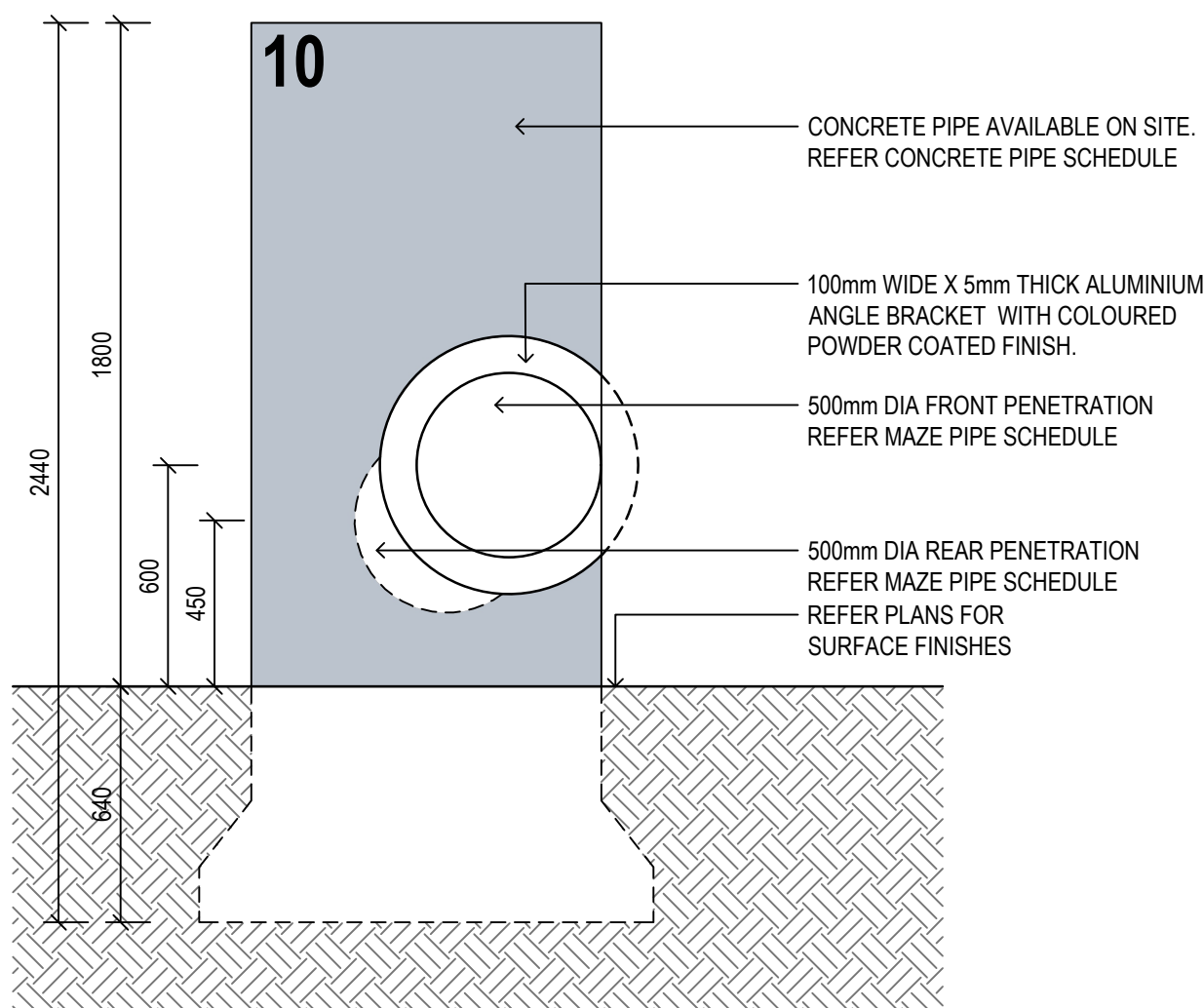
2
7003 1:20 VERTICAL DETAIL OF PIPE 3 FOR MAZE
FRONT ELEVATION



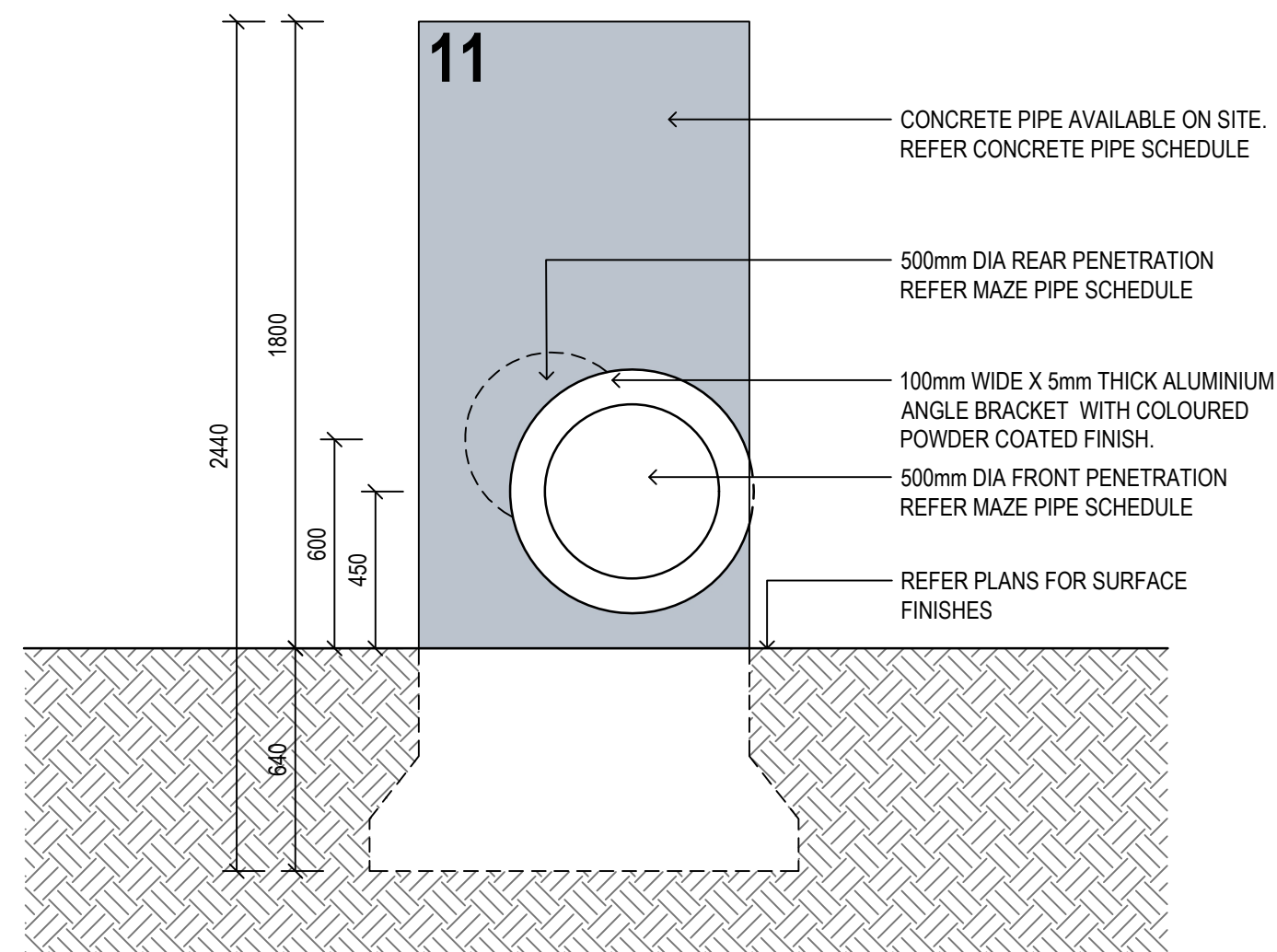
3
7003 1:20 VERTICAL DETAIL OF PIPE 4 FOR MAZE
SIDE ELEVATION



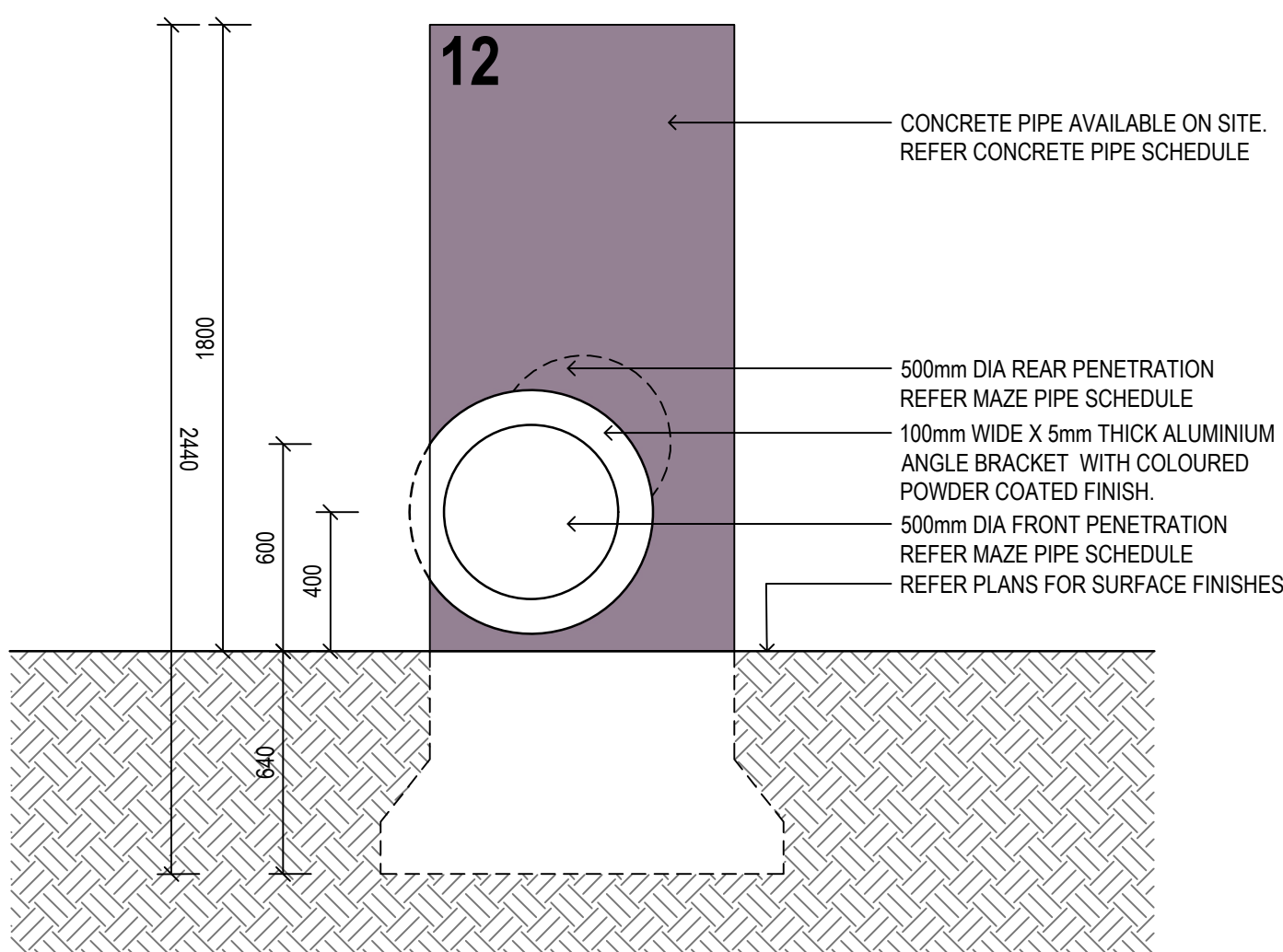
4
7003 1:20 VERTICAL DETAIL OF PIPE 9 FOR MAZE
SIDE ELEVATION



5
7003 1:20 VERTICAL DETAIL OF PIPE 10 FOR MAZE
FRONT ELEVATION



6
7003 1:20 VERTICAL DETAIL OF PIPE 11 FOR MAZE
FRONT ELEVATION



7
7003 1:20 VERTICAL DETAIL OF PIPE 12 FOR MAZE
SIDE ELEVATION

**NOTE : FOR FURTHER INFORMATION
REFER TO SHEET L7015 FOR 3D IMAGERY.**

Client



GROUP GSA

Group GSA Pty Ltd ABN 76 002 113 779
Level 7, 80 William St East Sydney NSW
Australia 2011 www.groupgsa.com

T +612 9361 4144 F +612 9332 3458
architecture interior design urban design landscape
nom architect Lisa - Marree Carrigan 7568

Project Title

**WILTON NORTH
TEMPORARY PARK**

Drawing Title

**LANDSCAPE DETAILS_03
PLAYGROUND**

Scale AS SHOWN @ A1

Drawing created (date) 09/10/2023

By YR

Plotted and checked by YR

Verified FR

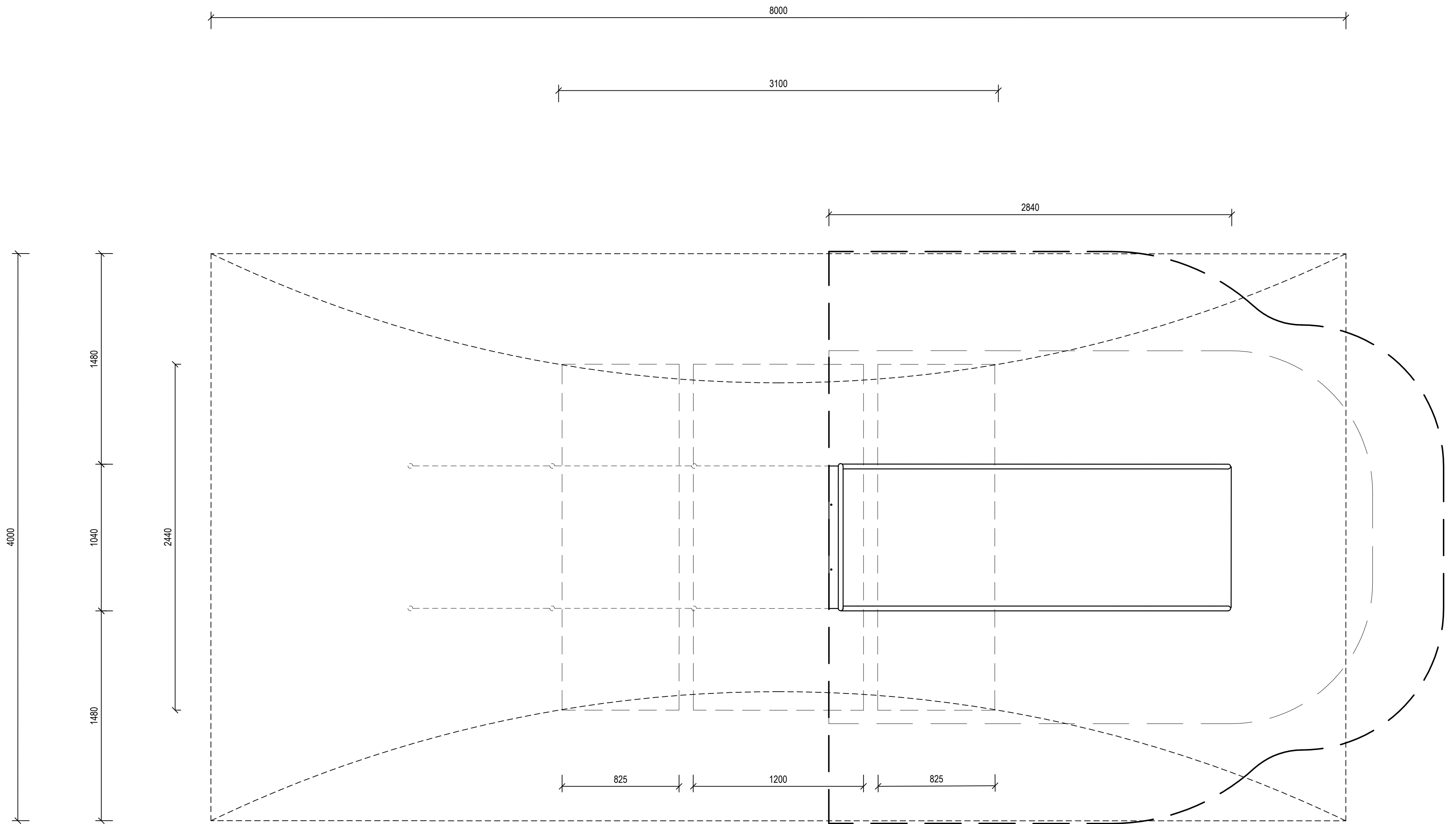
Approved JH

Drawing No Issue

A210261 REF-L7003 C

File Plot Date

This drawing is the copyright of Group GSA Pty Ltd and may not be altered, reproduced or transmitted in any form or by any means in part or in whole without the written permission of Group GSA Pty Ltd.
All levels and dimensions are to be checked and verified on site prior to the commencement of any work, making of shop drawings or fabrication of components.
Do not scale drawings. Use figured Dimensions.

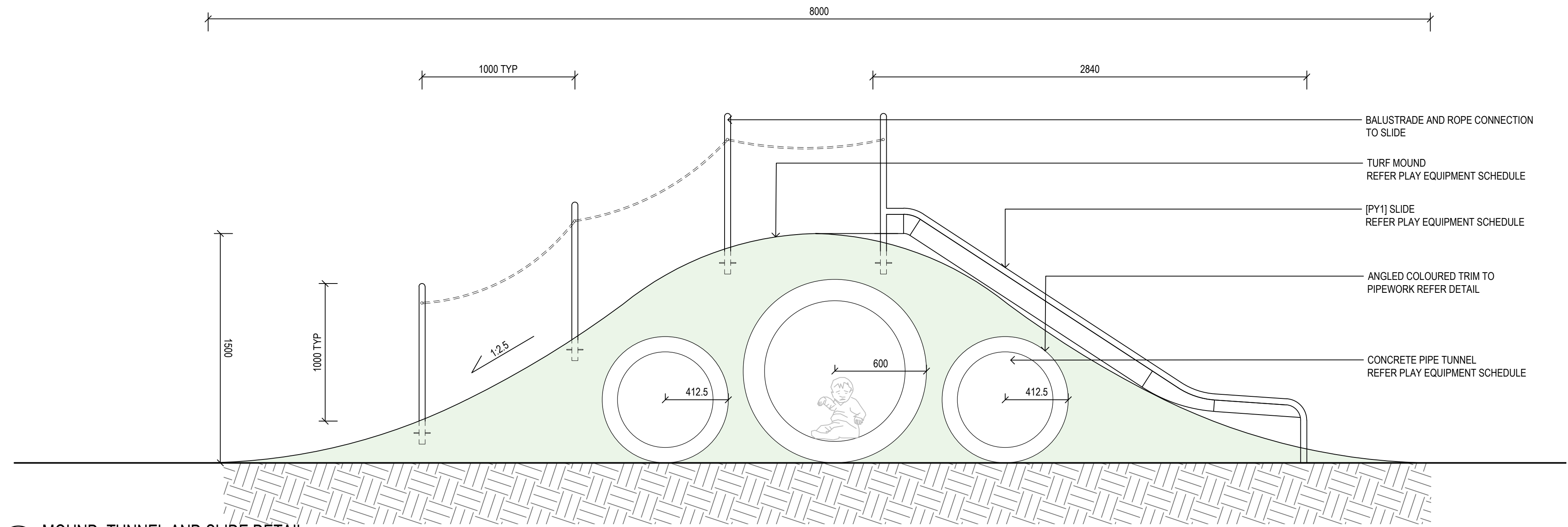


1
7004
1:20

MOUND, TUNNEL AND SLIDE DETAIL

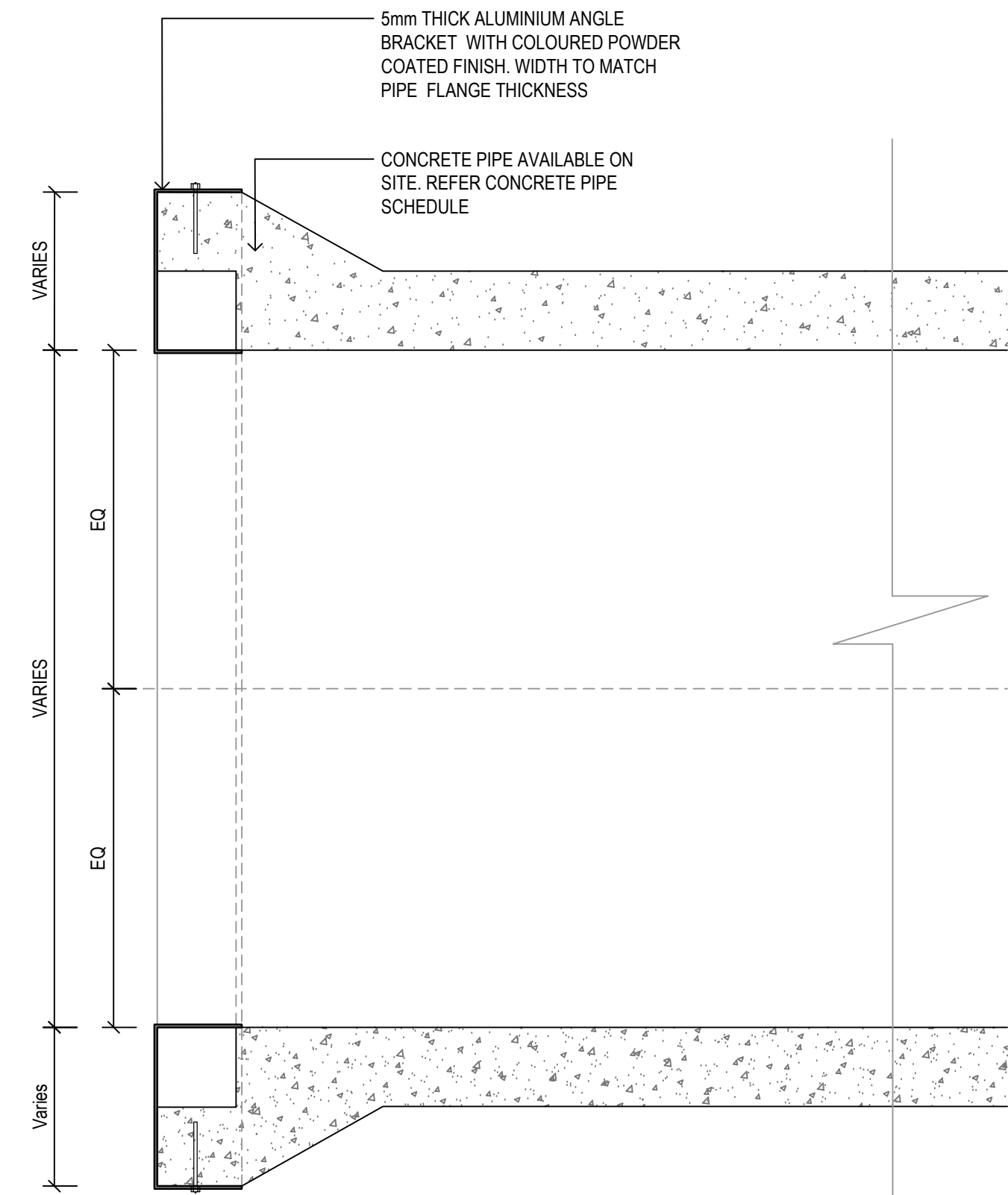
NOTE FOR BALUSTRADE AND ROPE CONNECTION TO SLIDE:

CONTRACTOR TO PROVIDE A SET OF ENGINEER CERTIFIED SHOP DRAWINGS OF BALUSTRADE TO SLIDE TO LANDSCAPE ARCHITECT & STRUCTURAL ENGINEER FOR APPROVAL PRIOR TO CONSTRUCTION.



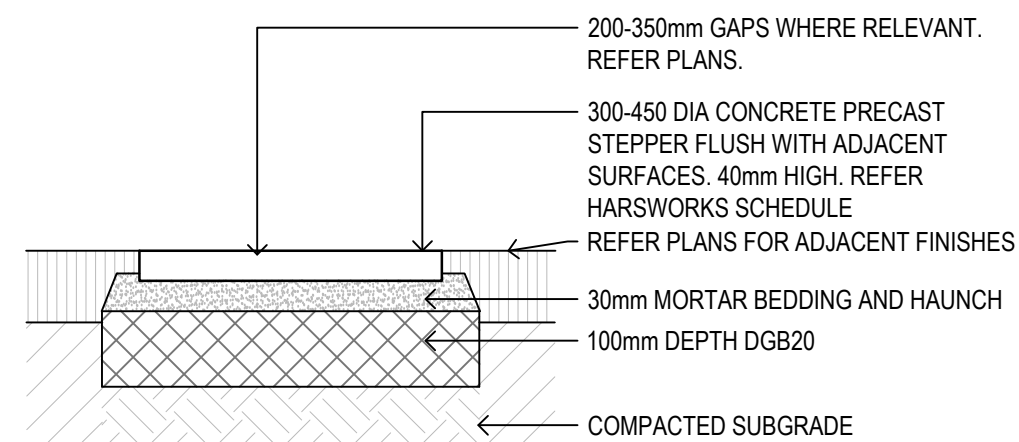
2
7004
1:20

MOUND, TUNNEL AND SLIDE DETAIL



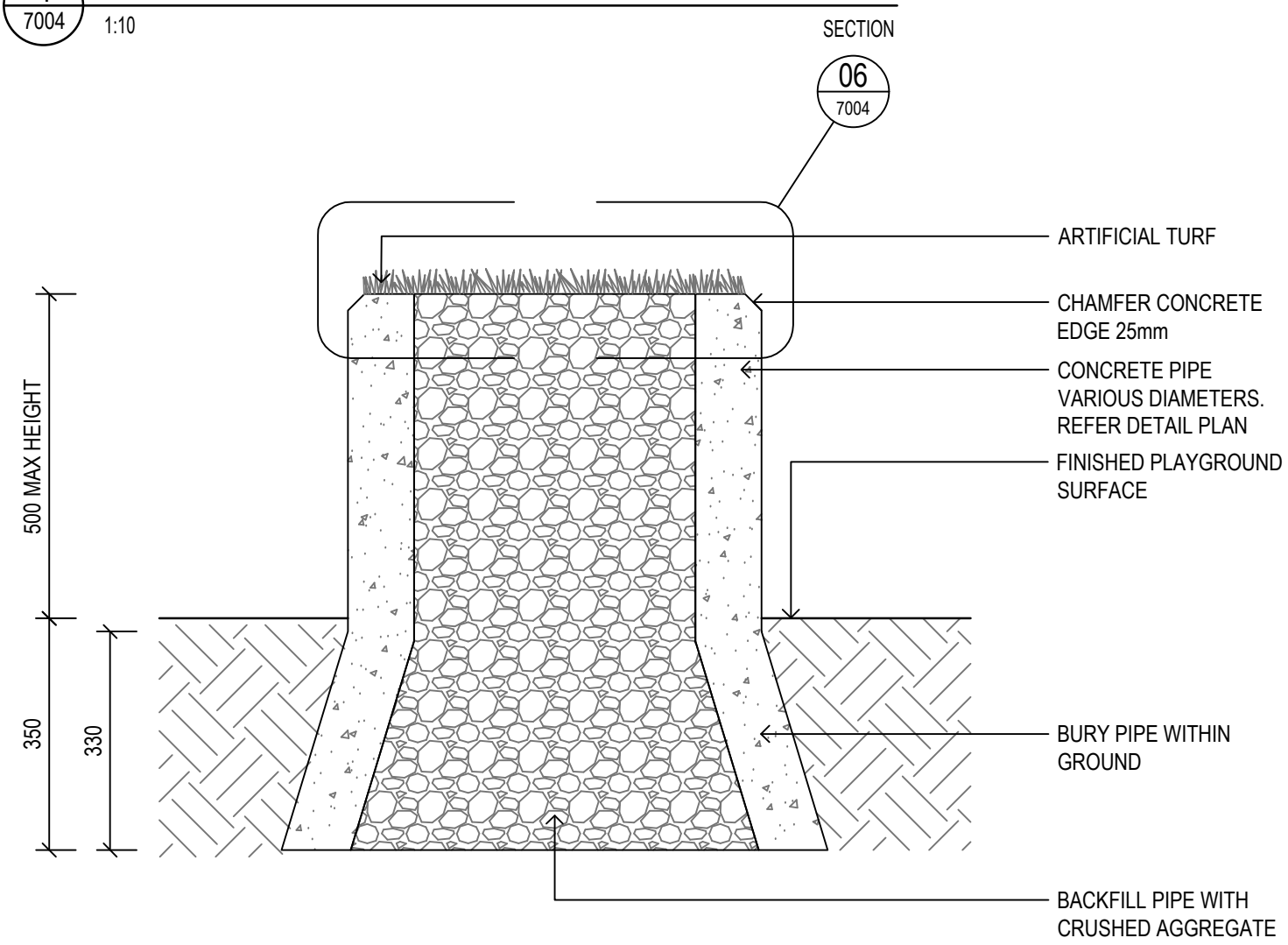
3
7004
1:10

CONCRETE PIPE DETAIL TO SLIDE MOUND



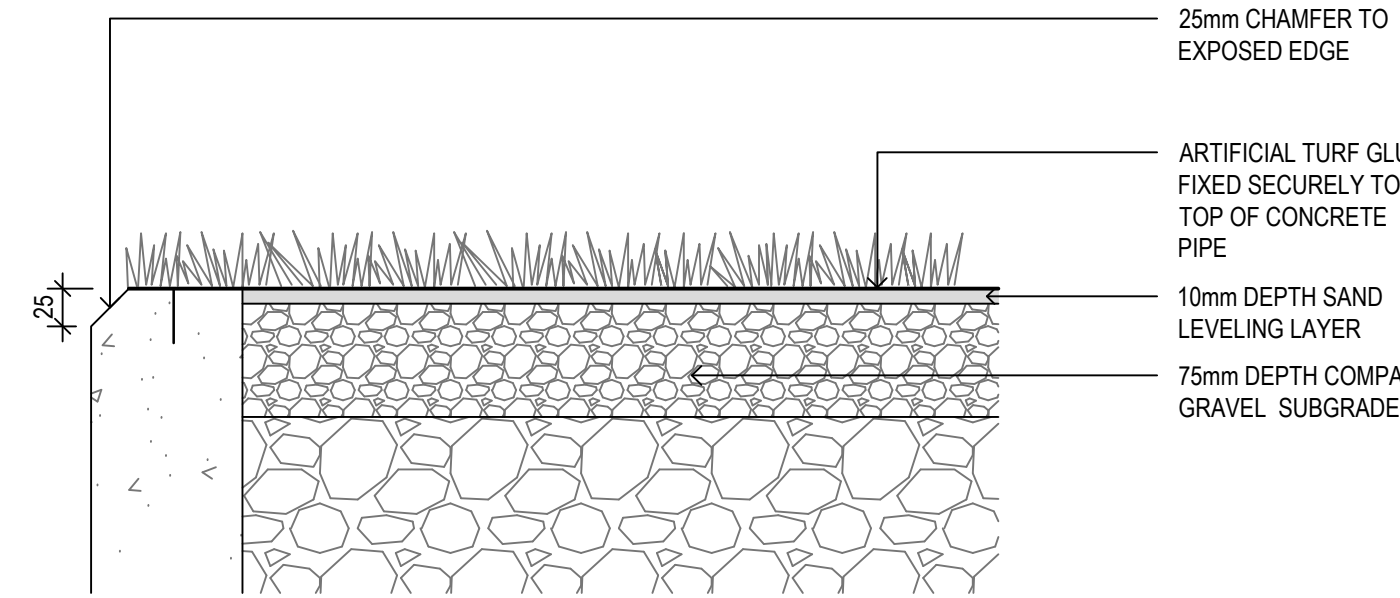
4
7004
1:10

STEPPING STONE DETAIL



5
7004
1:10

CONCRETE PIPE RAISED STEPPER



6
7004
1:5

CONCETE PIPE RAISED STEPPER WITH ARTIFICIAL TURF

Amendments	Issue Description	Date
A	90% DRAFT ISSUE FOR CC	04/02/2025
B	100% DRAFT ISSUE FOR CC	26/02/2025
C	100% ISSUE FOR CC	31/03/2025

Client

LANDCOM

GROUP GSA

Group GSA Pty Ltd ABN 76 002 113 779
Level 7, 80 William St East Sydney NSW
Australia 2011 www.groupgsa.com
T +612 9361 4144 F +612 9332 3458
architecture interior design urban design landscape
nom architect Lisa - Marree Carrigan 7568

Project Title

**WILTON NORTH
TEMPORARY PARK**

Drawing Title

**LANDSCAPE DETAILS_04
PLAYGROUND**

Scale AS SHOWN @ A1

Drawing created (date) 09/10/2023

By YR

Plotted and checked by YR

Verified FR

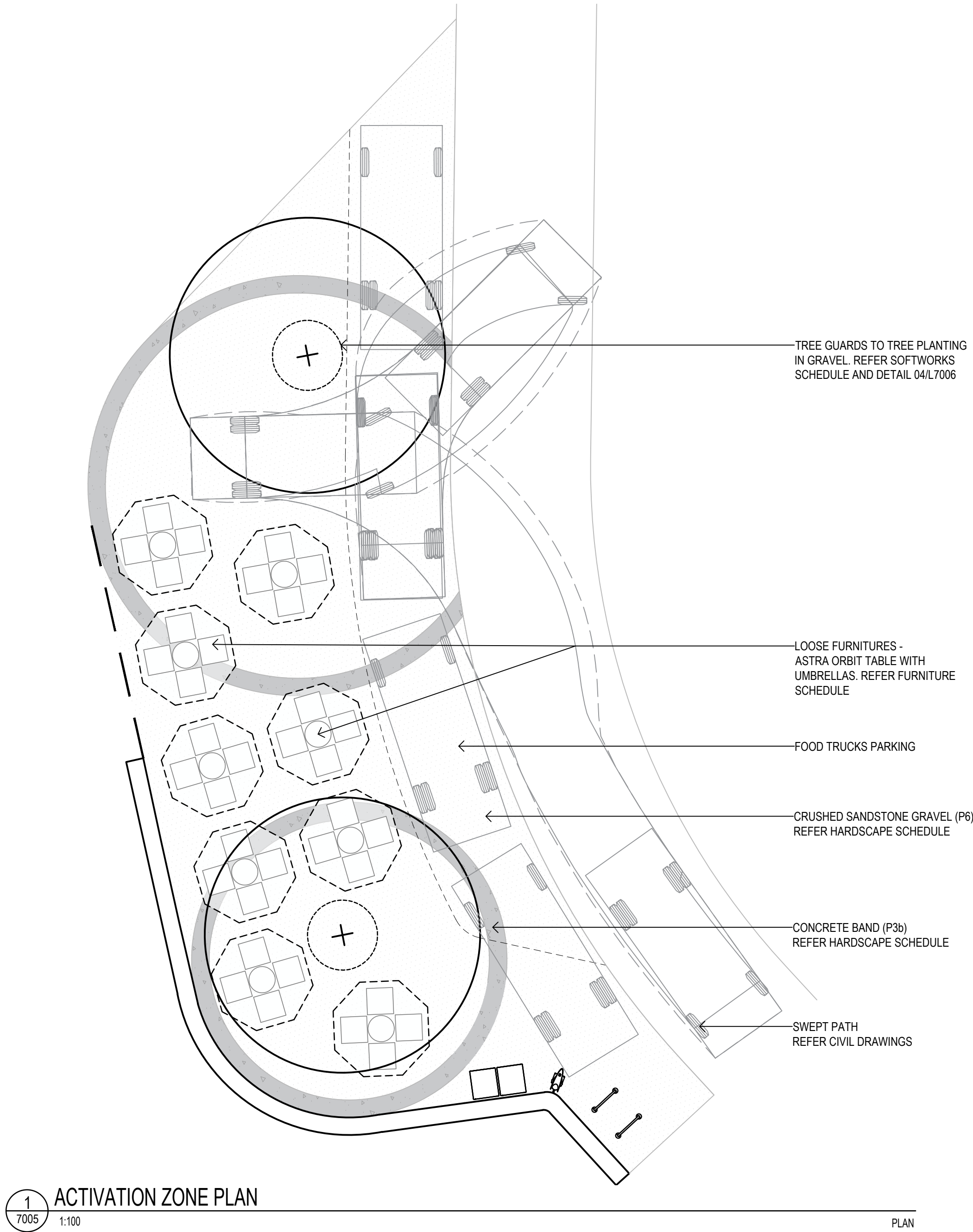
Approved JH

Drawing No A210261 REF-L7004 C

Issue

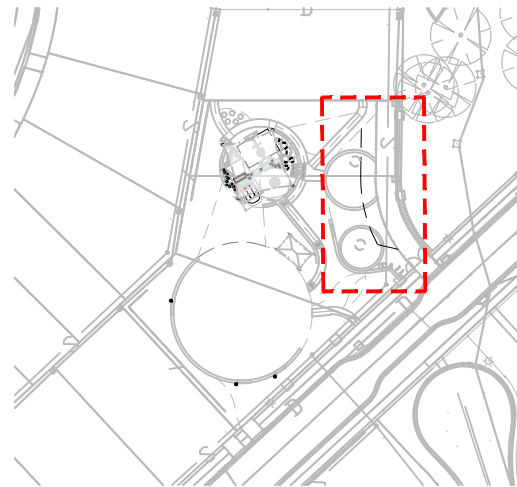
File Plot Date

This drawing is the copyright of Group GSA Pty Ltd and may not be altered, reproduced or transmitted in any form or by any means in part or in whole without the written permission of Group GSA Pty Ltd. All levels and dimensions are to be checked and verified on site prior to the commencement of any work, making of shop drawings or fabrication of components. Do not scale drawings. Use figured Dimensions.



1 ACTIVATION ZONE PLAN
7005 1:100 PLAN

Amendments		
Issue	Description	Date
A	90% DRAFT ISSUE FOR CC	04/02/2025
B	100% DRAFT ISSUE FOR CC	26/02/2025
C	100% ISSUE FOR CC	31/03/2025



Client



Group GSA Pty Ltd ABN 76 002 113 779
Level 7, 80 William St East Sydney NSW
Australia 2011 www.groupgsa.com
T +612 9361 4144 F +612 9332 3458
architecture interior design urban design landscape
nom architect Lisa - Maree Carrigan 7568

Project Title

WILTON NORTH
TEMPORARY PARK

Drawing Title

LANDSCAPE DETAILS_05
ACTIVATION ZONE

Scale AS SHOWN @ A1

Drawing created (date) 09/10/2023

By YR

Plotted and checked by YR

Verified FR

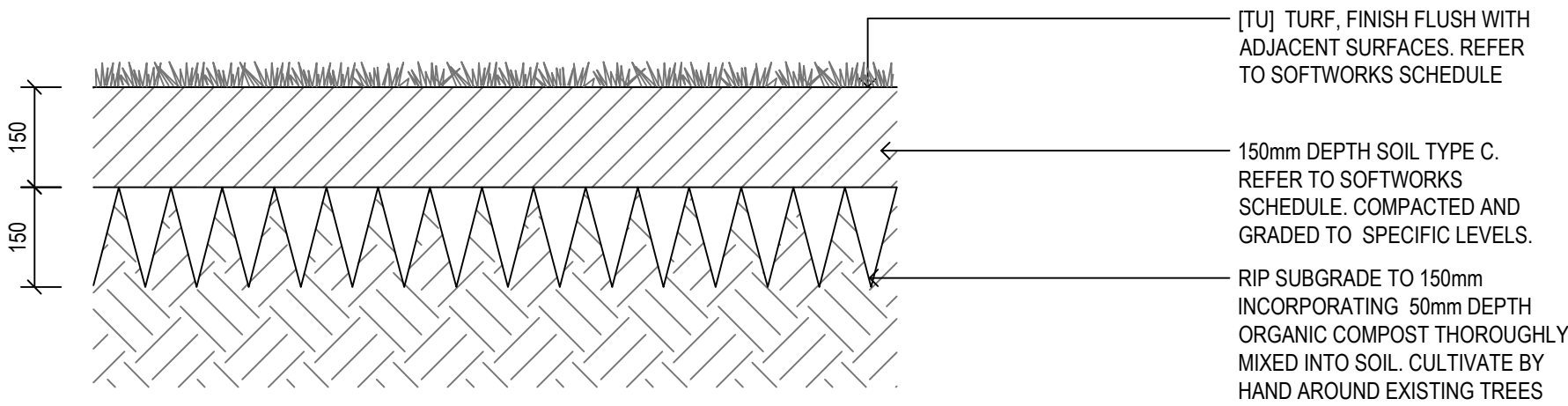
Approved JH

Drawing No Issue

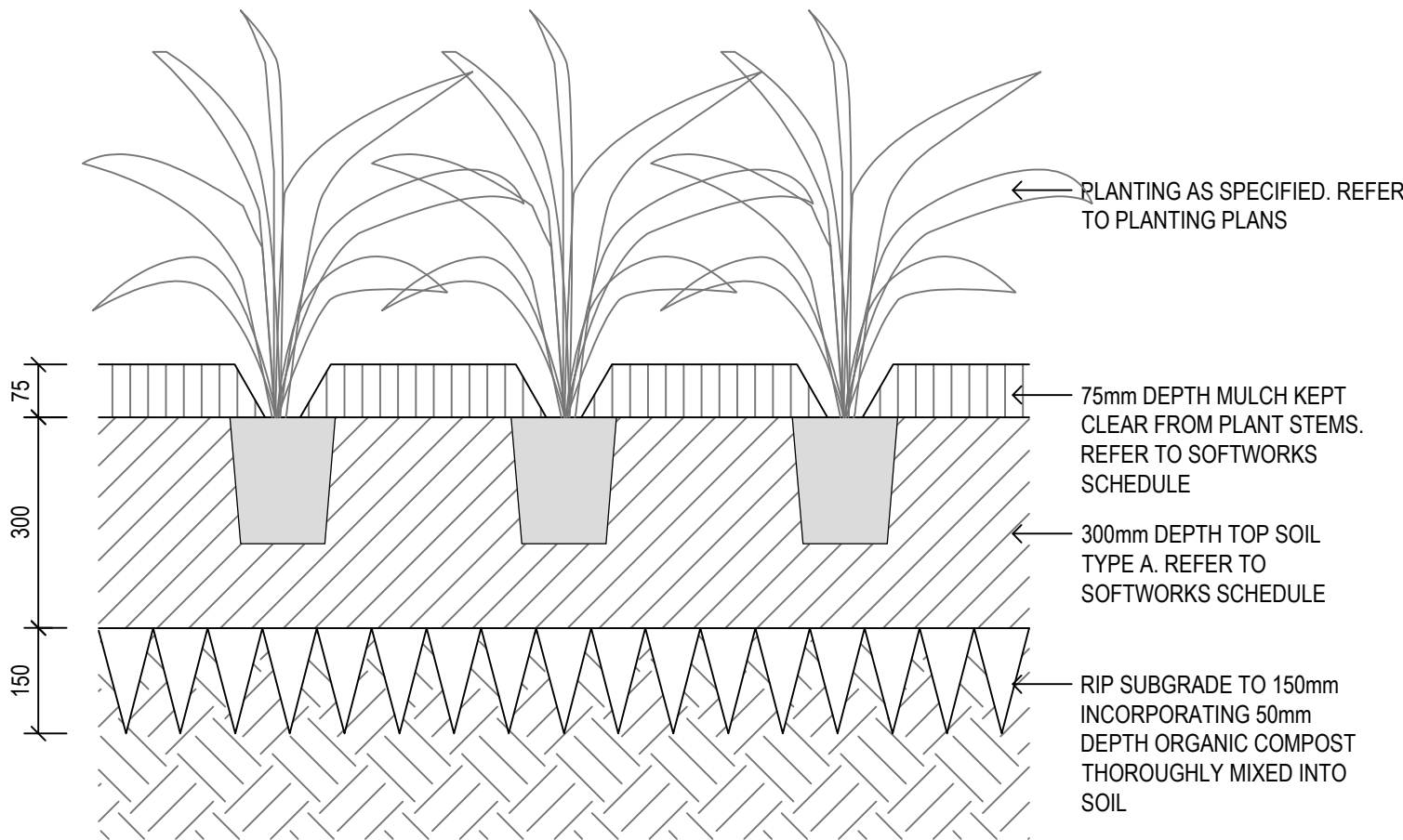
A210261 REF-L7005 C

File Plot Date

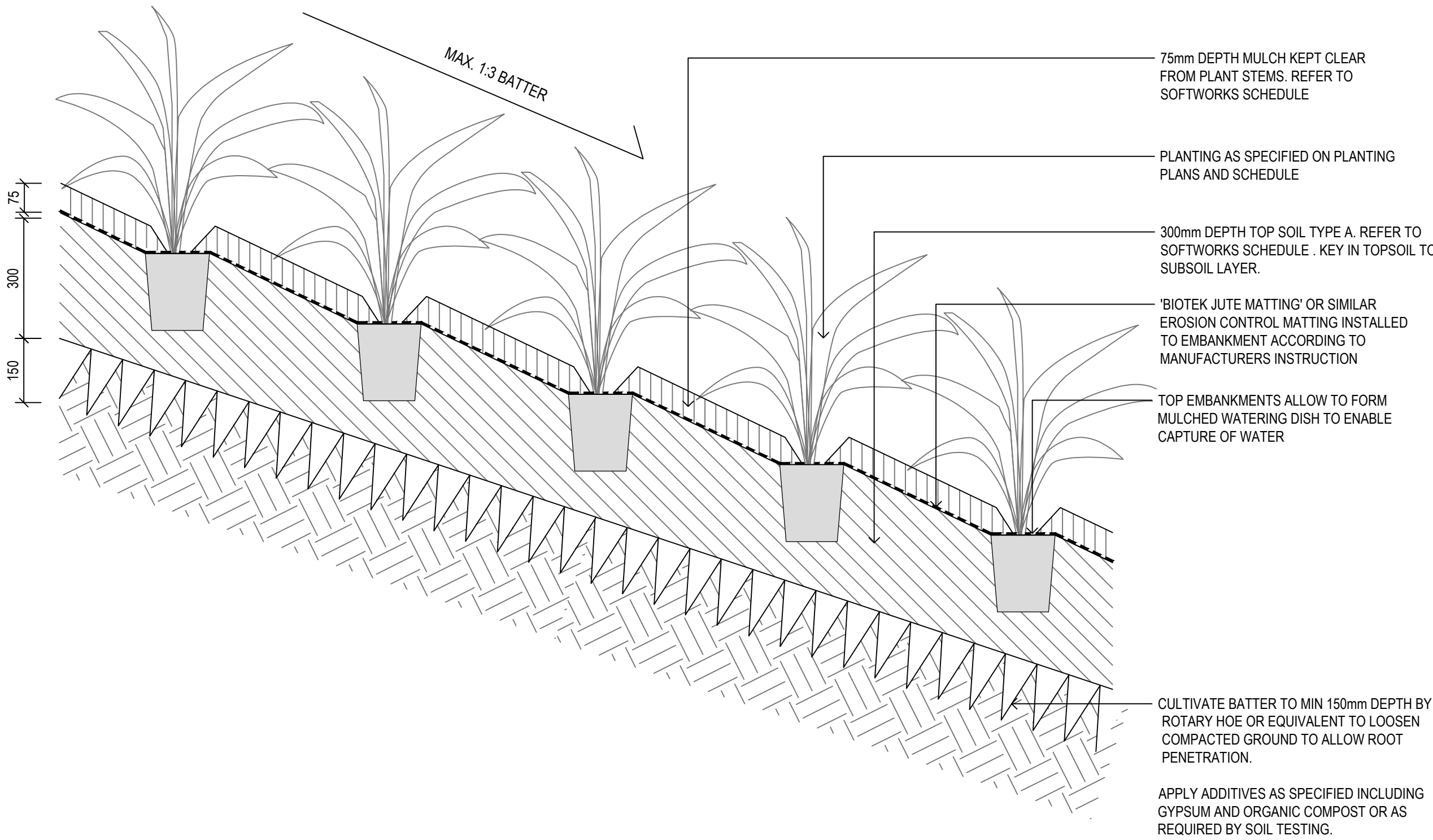
This drawing is the copyright of Group GSA Pty Ltd and may not be altered, reproduced or transmitted in any form or by any means in part or in whole without the written permission of Group GSA Pty Ltd.
All levels and dimensions are to be checked and verified on site prior to the commencement of any work, making of shop drawings or fabrication of components.
Do not scale drawings. Use figured Dimensions.



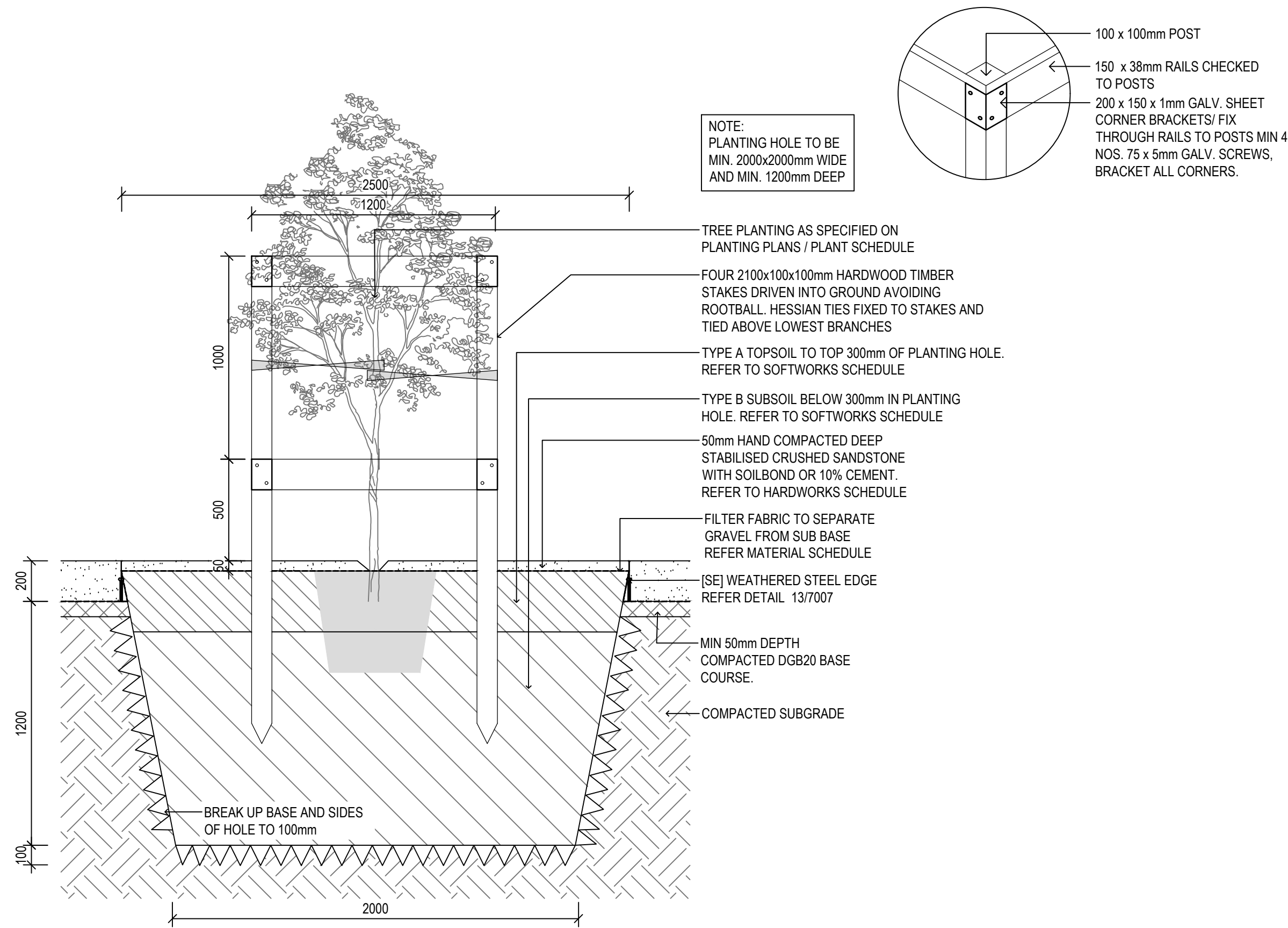
1 TURF (TU)
7006 1:10 SECTION



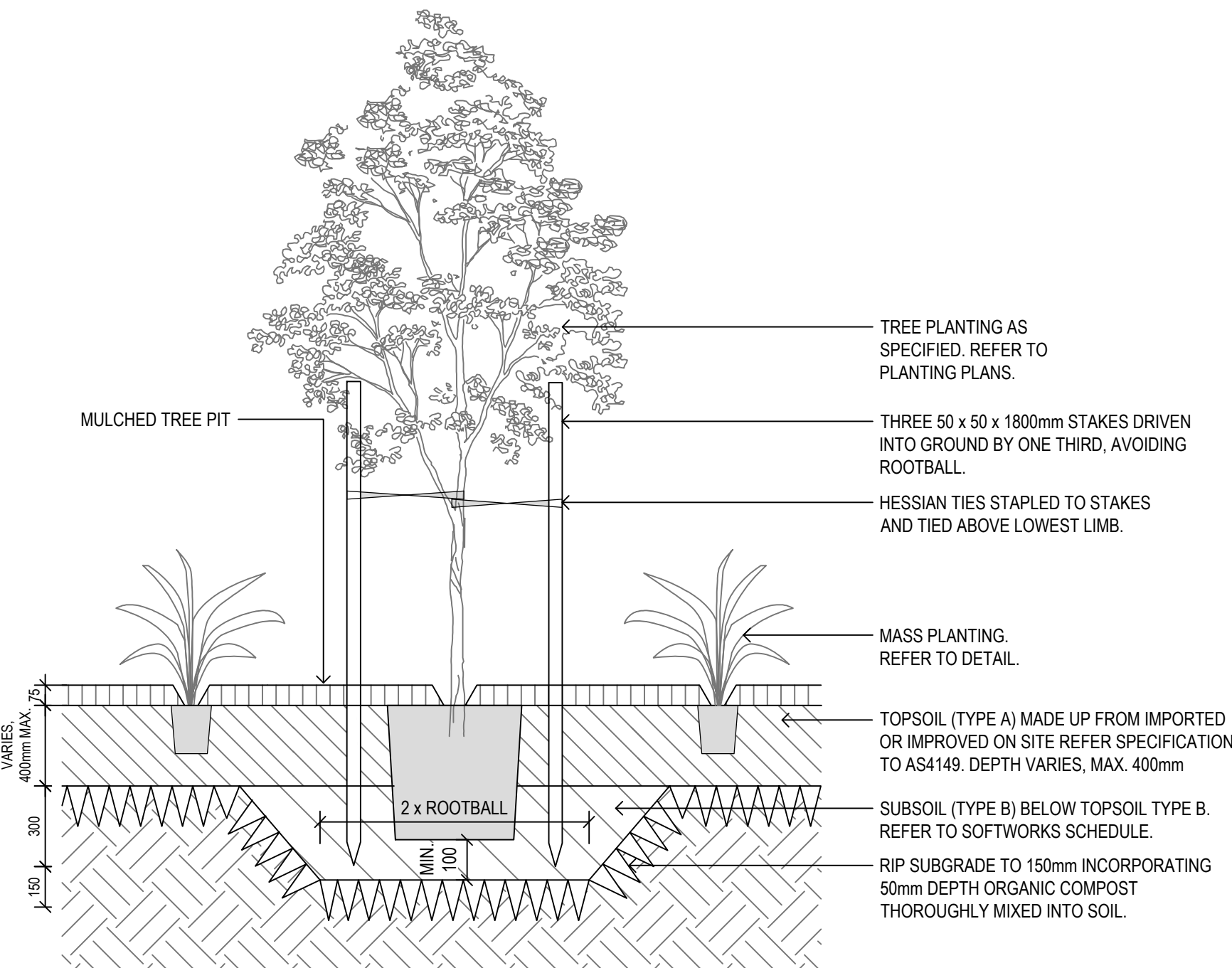
2 MASS PLANTING (MP)
7006 1:10 SECTION



3 MASS PLANTING ON SLOPE (MP)
7006 1:10 SECTION



4 TREE IN GRAVEL WITH TREE GUARD
7006 1:20 SECTION



5 TREE IN MASS PLANTING
7006 1:20 SECTION

Issue	Description	Date
A	UPDATED SPLIT (DA/REF) ISSUE	17/10/2024
B	90% DRAFT ISSUE FOR CC	04/02/2025
C	100% DRAFT ISSUE FOR CC	25/02/2025
D	100% ISSUE FOR CC	31/03/2025

Client



Group GSA Pty Ltd ABN 76 002 113 779
Level 7, 80 William St East Sydney NSW
Australia 2011 www.groupgsa.com
T +612 9361 4144 F +612 9332 3458
architecture interior design urban design landscape
nom architect Lisa - Maree Carrigan 7568

Project Title

WILTON NORTH
TEMPORARY PARK

Drawing Title

LANDSCAPE DETAILS_06
SOFTWORKS

Scale AS SHOWN @ A1

Drawing created (date) 09/10/2023

By YR

Plotted and checked by YR

Verified FR

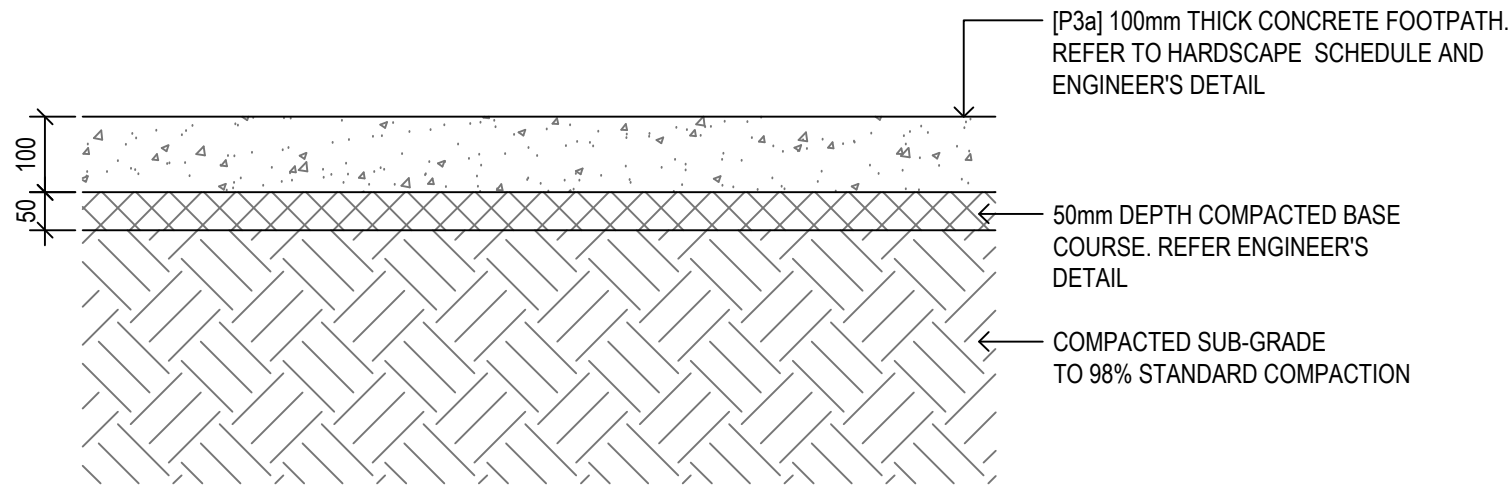
Approved JH

Drawing No Issue

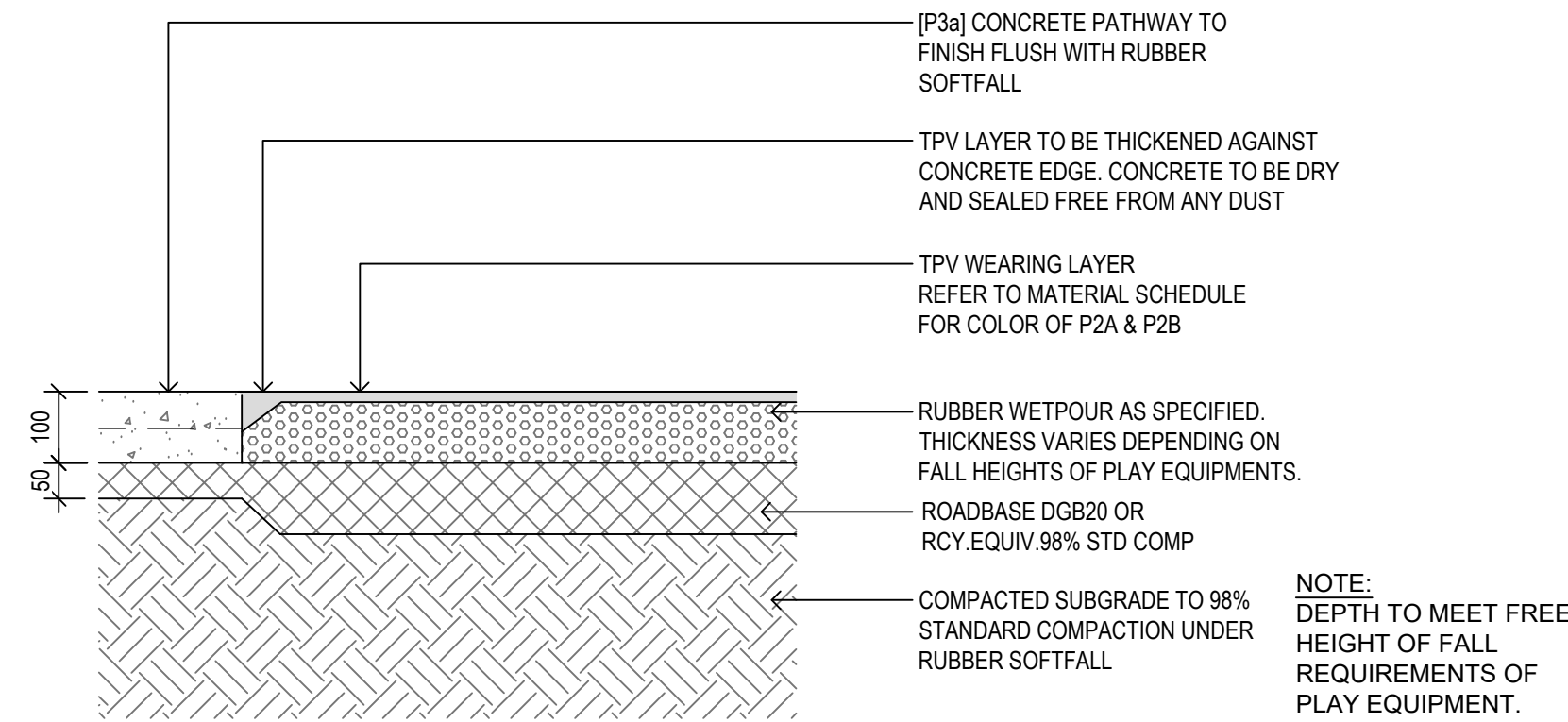
A210261 REF-L7006 D

File Plot Date

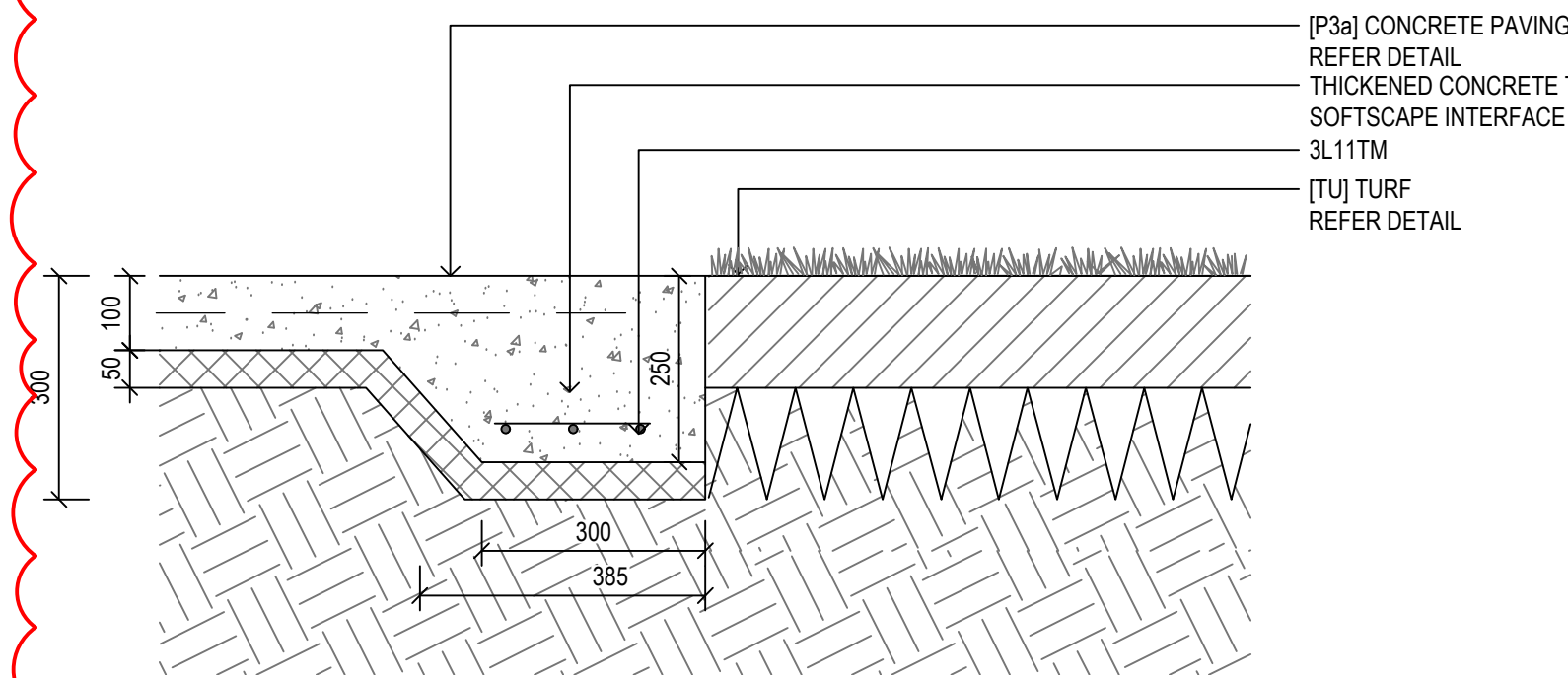
This drawing is the copyright of Group GSA Pty Ltd and may not be altered, reproduced or transmitted in any form or by any means in part or in whole without the written permission of Group GSA Pty Ltd. All levels and dimensions are to be checked and verified on site prior to the commencement of any work, making of shop drawings or fabrication of components. Do not scale drawings. Use figured Dimensions.



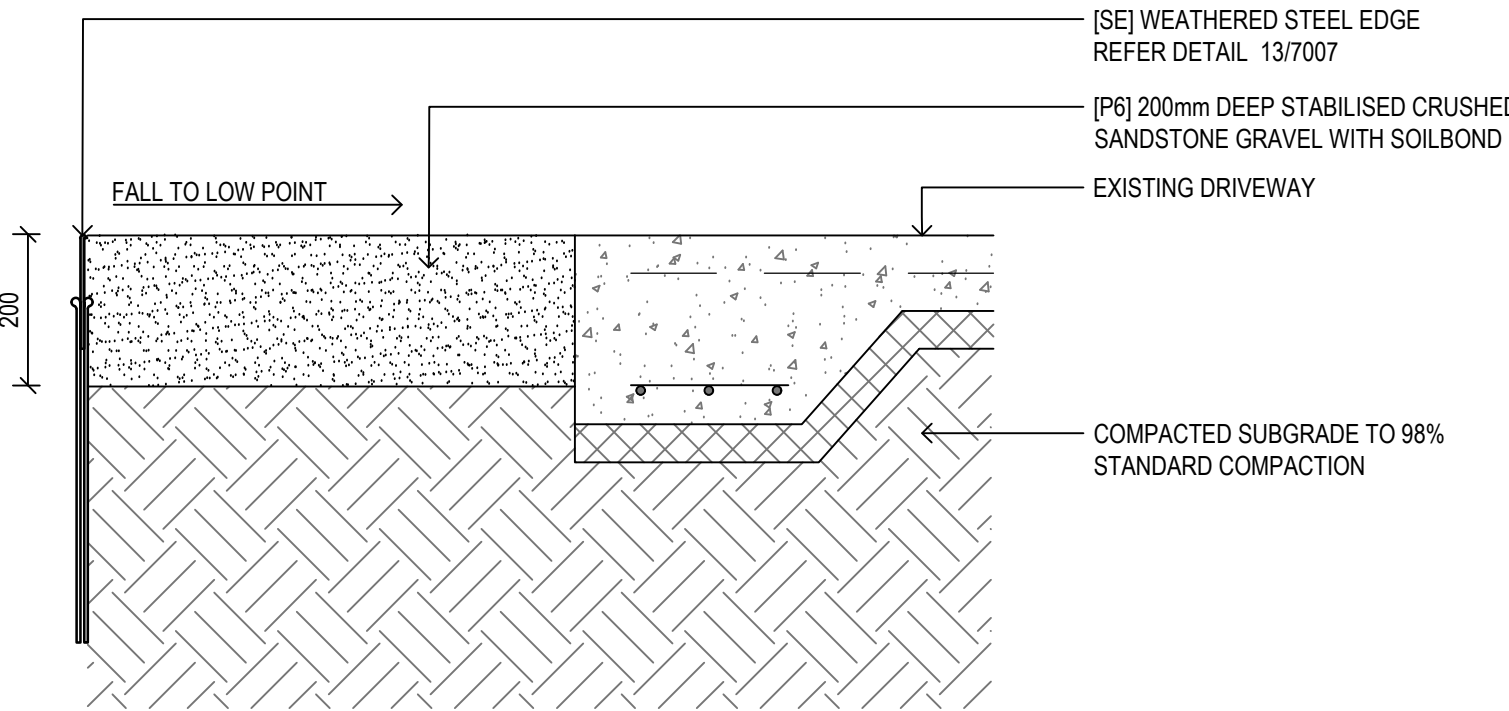
1 CONCRETE PAVING - PEDESTRIAN (P3a)
7007 1:10 SECTION



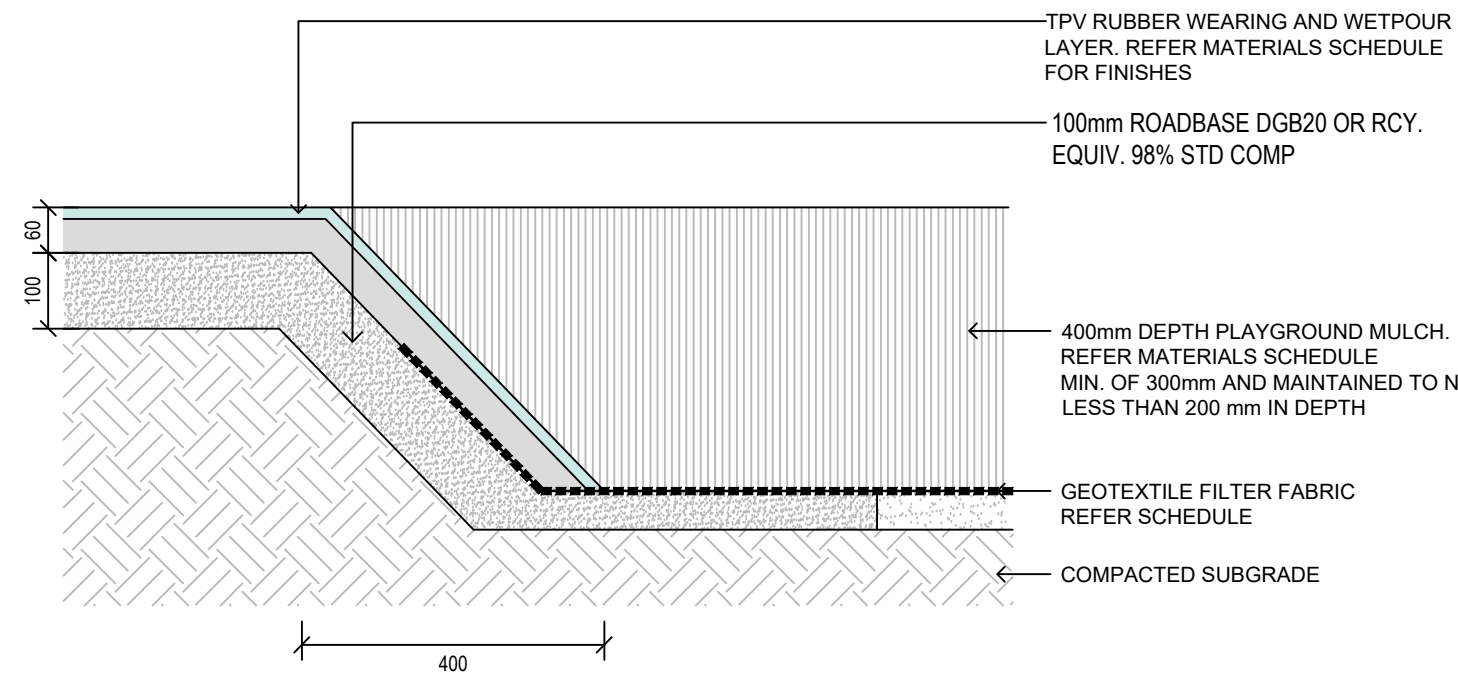
8 RUBBER SOFTFALL (SF) TO CONCRETE PAVING (P3a) INTERFACE
7007 1:10 SECTION



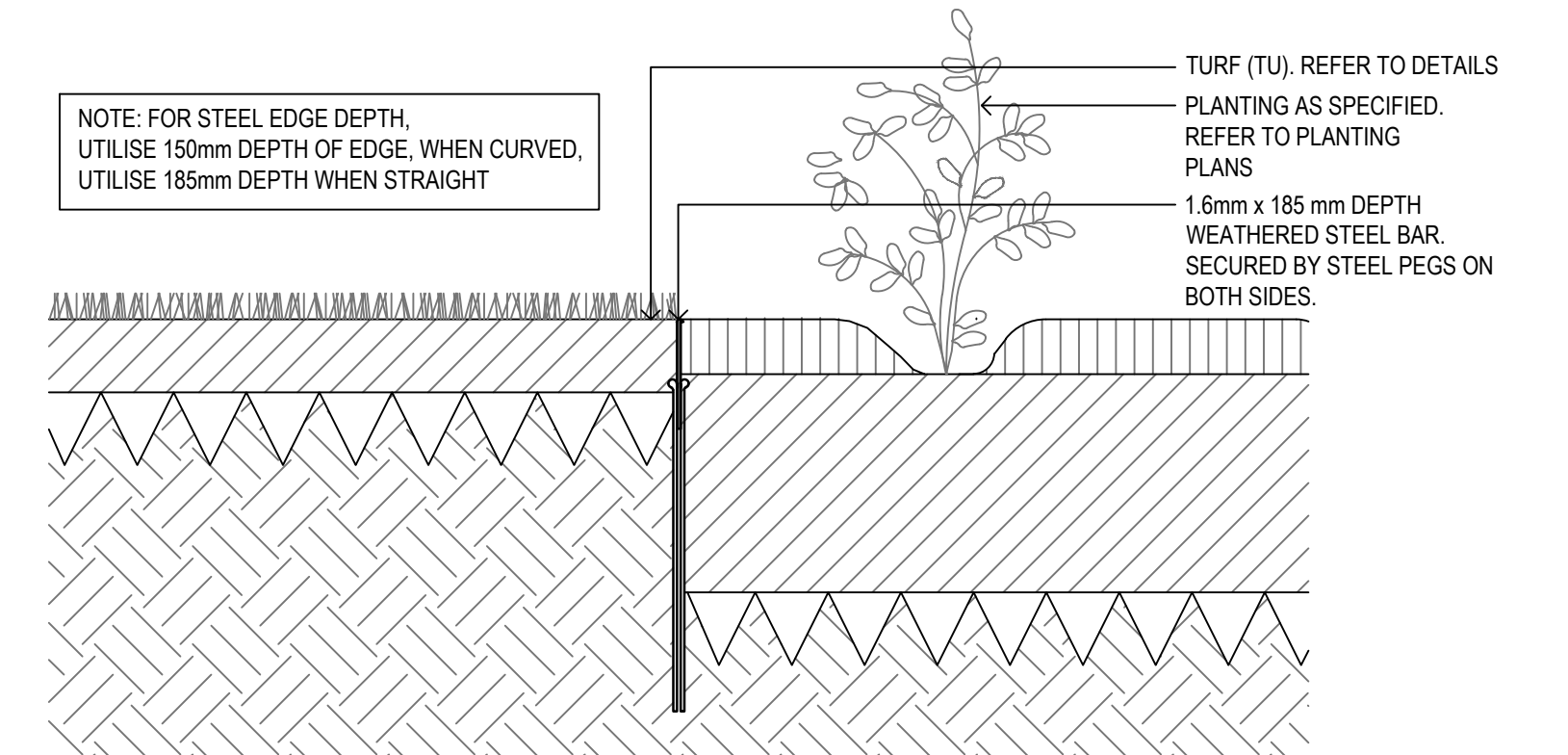
12 CONCRETE PAVING (P3a) TO TURF (TU) INTERFACE
7007 1:10 SECTION



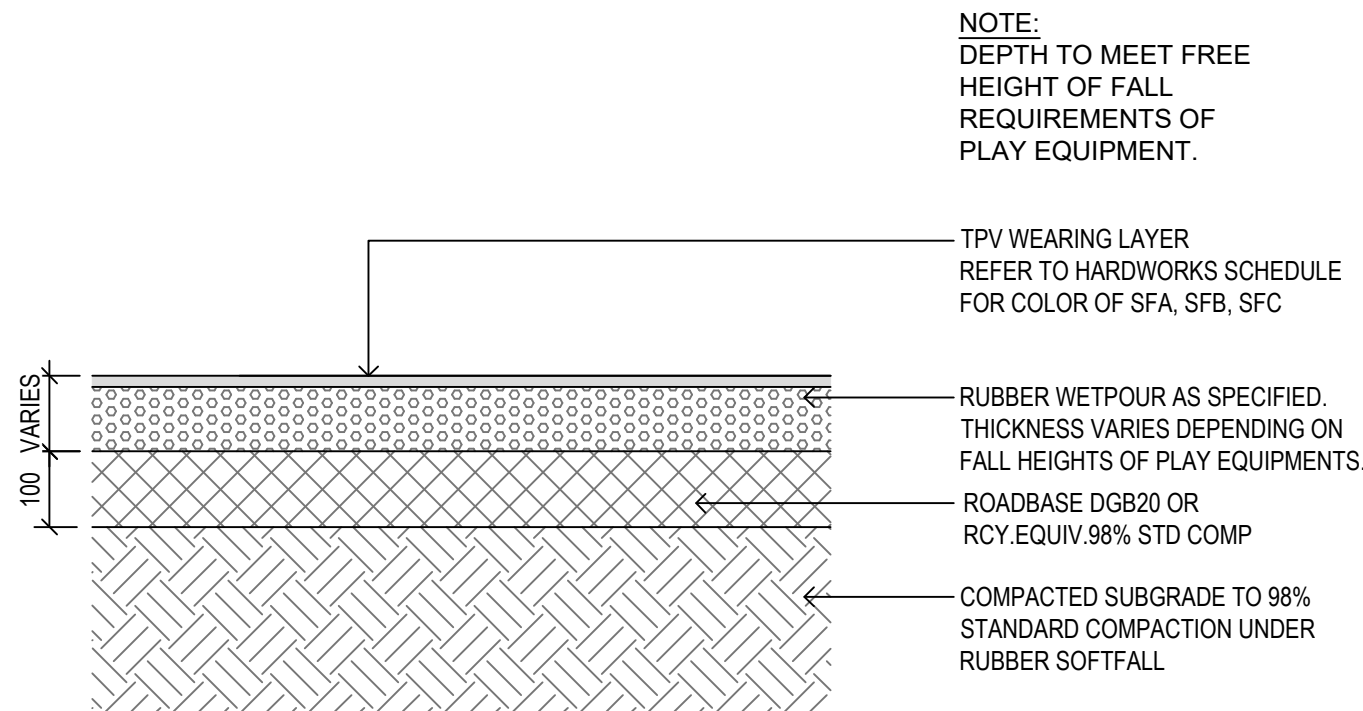
2 CRUSHED SANDSTONE GRAVEL (P6)
7007 1:10 SECTION



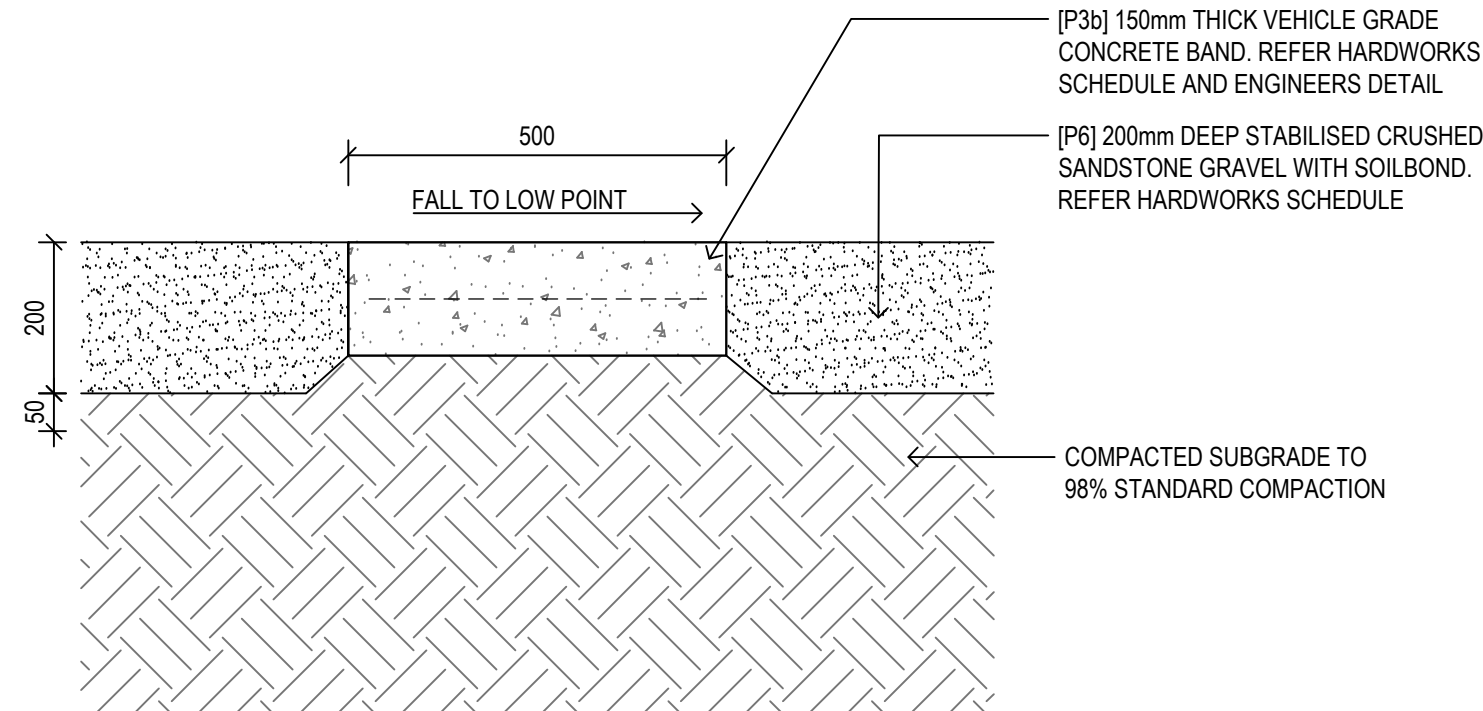
9 RUBBER SOFTFALL (SF) TO PLAY MUCH (M1) INTERFACE
7007 1:10 SECTION



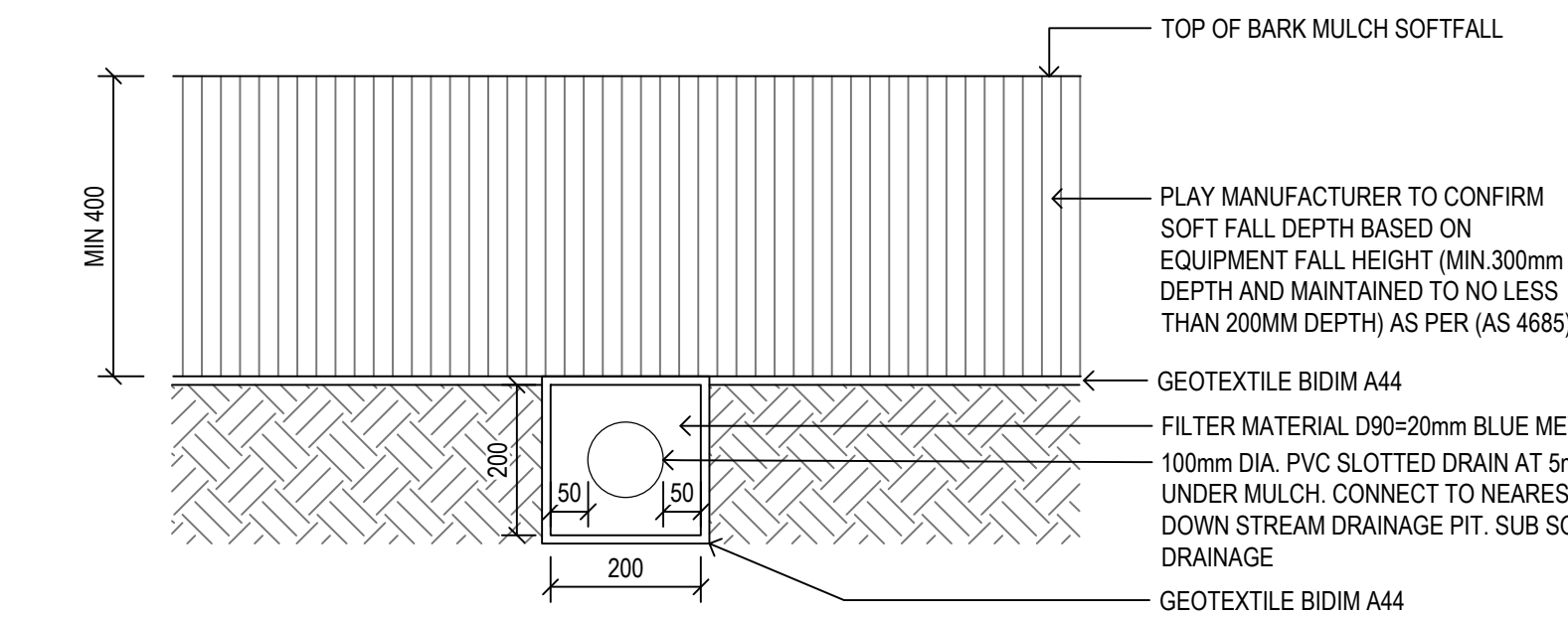
13 STEEL EDGE (SE)
7007 1:10 SECTION



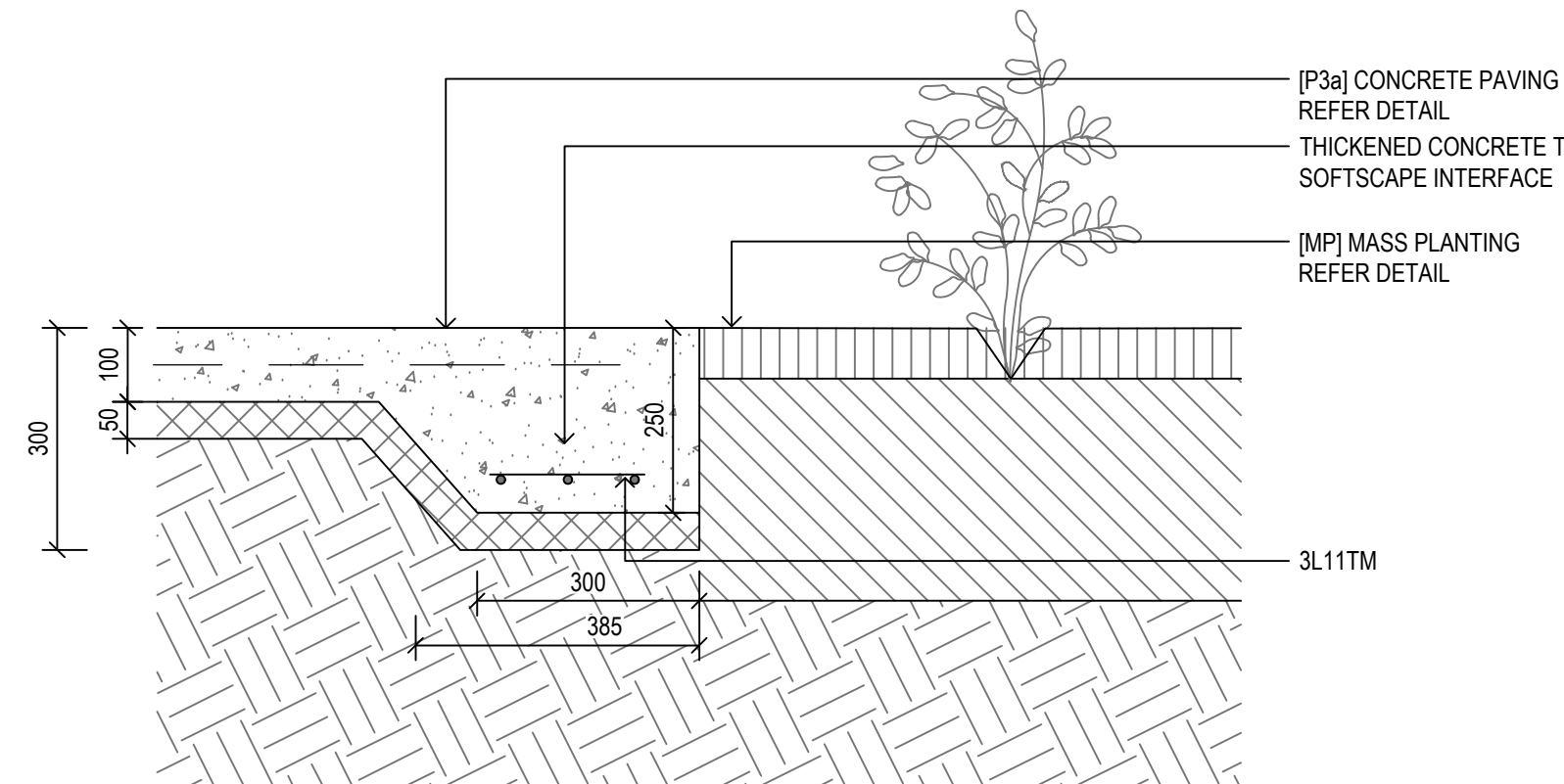
3 RUBBER SOFTFALL (SF)
7007 1:10 SECTION



10 CONCRETE BAND PAVING (P3b)
7007 1:10 SECTION



4 PLAY MULCH (M1)
7007 1:10 SECTION



11 CONCRETE PAVING (P3a) TO MASS PLANTING (MP) INTERFACE
7007 1:10 SECTION

Issue	Description	Date
A	UPDATED SPLIT (DA/REF) ISSUE	17/10/2024
B	90% DRAFT ISSUE FOR CC	04/02/2025
C	100% DRAFT ISSUE FOR CC	26/02/2025
D	100% ISSUE FOR CC	31/03/2025

Client



GROUP GSA

Group GSA Pty Ltd ABN 76 002 113 779
Level 7, 80 William St East Sydney NSW
Australia 2011 www.groupgsa.com

T +612 9361 4144 F +612 9332 3458
architecture interior design urban design landscape
nom architect Lisa - Marée Carrigan 7568

Project Title

WILTON NORTH
TEMPORARY PARK

Drawing Title

LANDSCAPE DETAILS_07
HARDWORKS

Scale AS SHOWN @ A1

Drawing created (date) 09/10/2023

By YR

Plotted and checked by YR

Verified FR

Approved JH

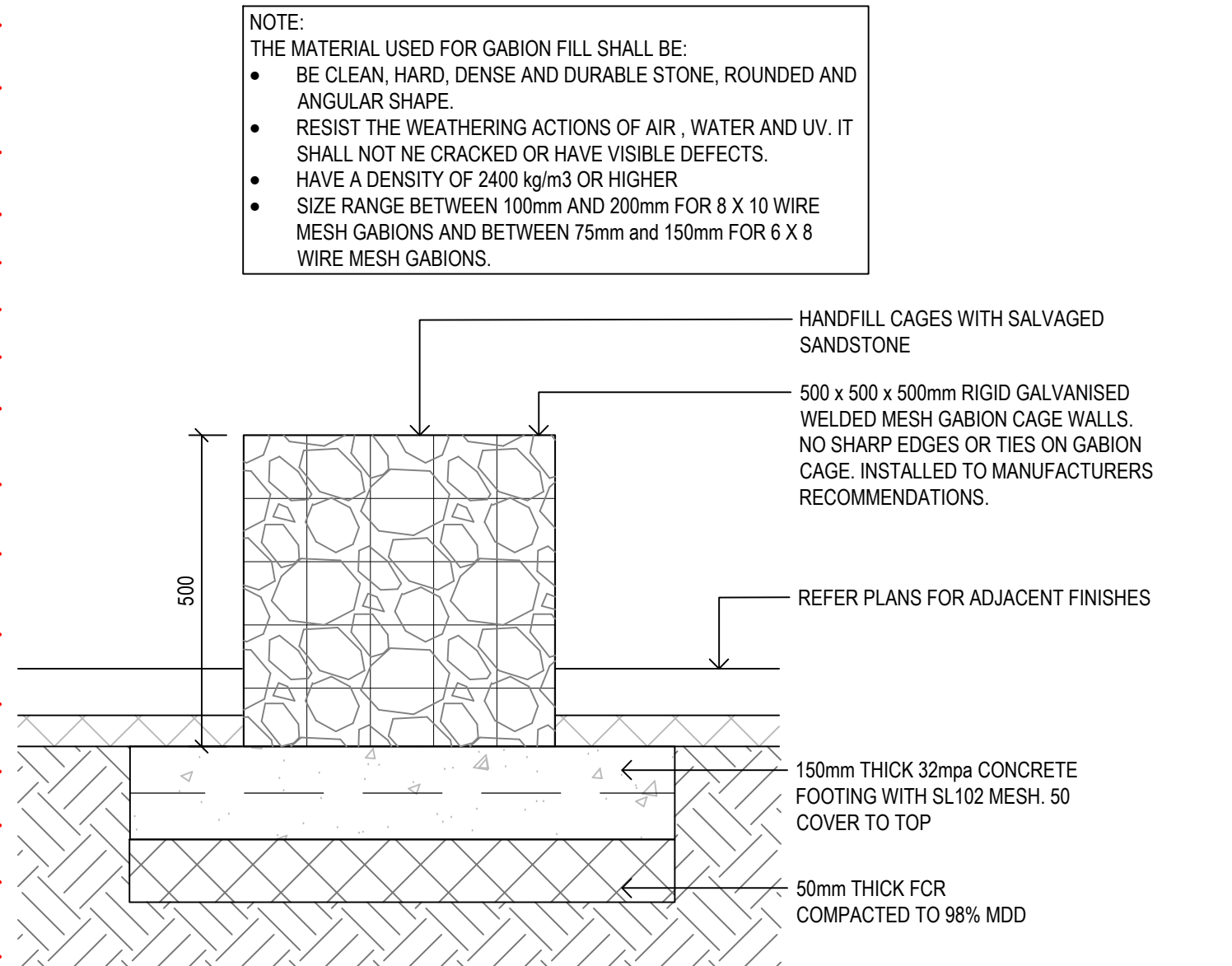
Drawing No Issue

A210261 REF-L7007 D

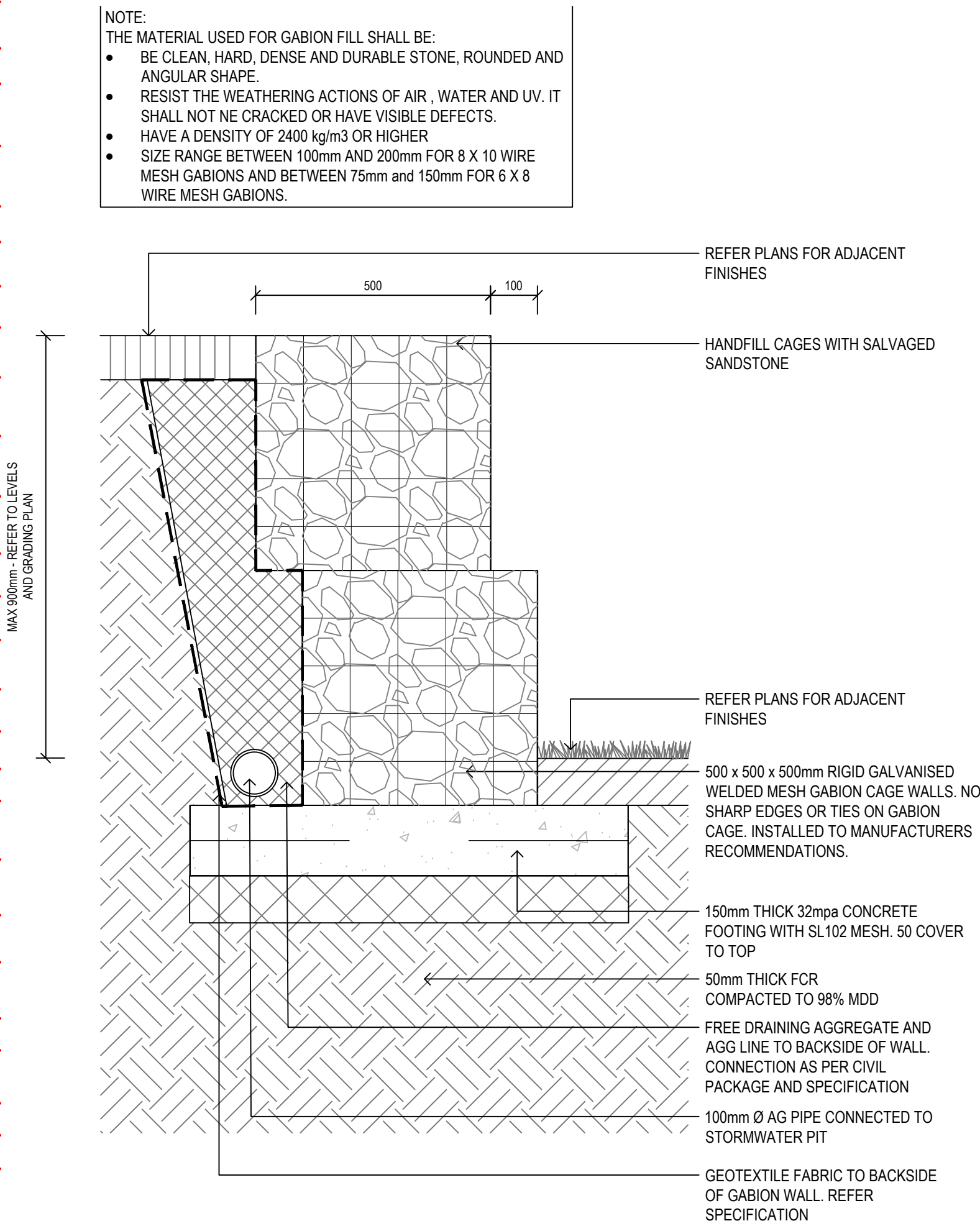
File Plot Date

This drawing is the copyright of Group GSA Pty Ltd and may not be altered, reproduced or transmitted in any form or by any means in part or in whole without the written permission of Group GSA Pty Ltd. All levels and dimensions are to be checked and verified on site prior to the commencement of any work, making of shop drawings or fabrication of components. Do not scale drawings. Use figured Dimensions.

Amendments		
Issue	Description	Date
A	UPDATED SPLIT (DA/REF) ISSUE	17/10/2024
B	90% DRAFT ISSUE FOR CC	04/02/2025
C	100% DRAFT ISSUE FOR CC	26/02/2025
D	100% ISSUE FOR CC	31/03/2025



1
7008
1:10
GABION WALL - FREE STANDING (RW5)
SECTION



2
7008
1:10
GABION WALL - RETAINING (RW5)
SECTION

Client



GROUP GSA

Group GSA Pty Ltd ABN 76 002 113 779
Level 7, 80 William St East Sydney NSW
Australia 2011 www.groupgsa.com

T +612 9361 4144 F +612 9332 3458
architecture interior design urban design landscape
nom architect Lisa - Marree Carrigan 7568

Project Title

**WILTON NORTH
TEMPORARY PARK**

Drawing Title

**LANDSCAPE DETAILS_08
HARDWORKS**

Scale AS SHOWN @ A1

Drawing created (date) 09/10/2023

By YR

Plotted and checked by YR

Verified FR

Approved JH

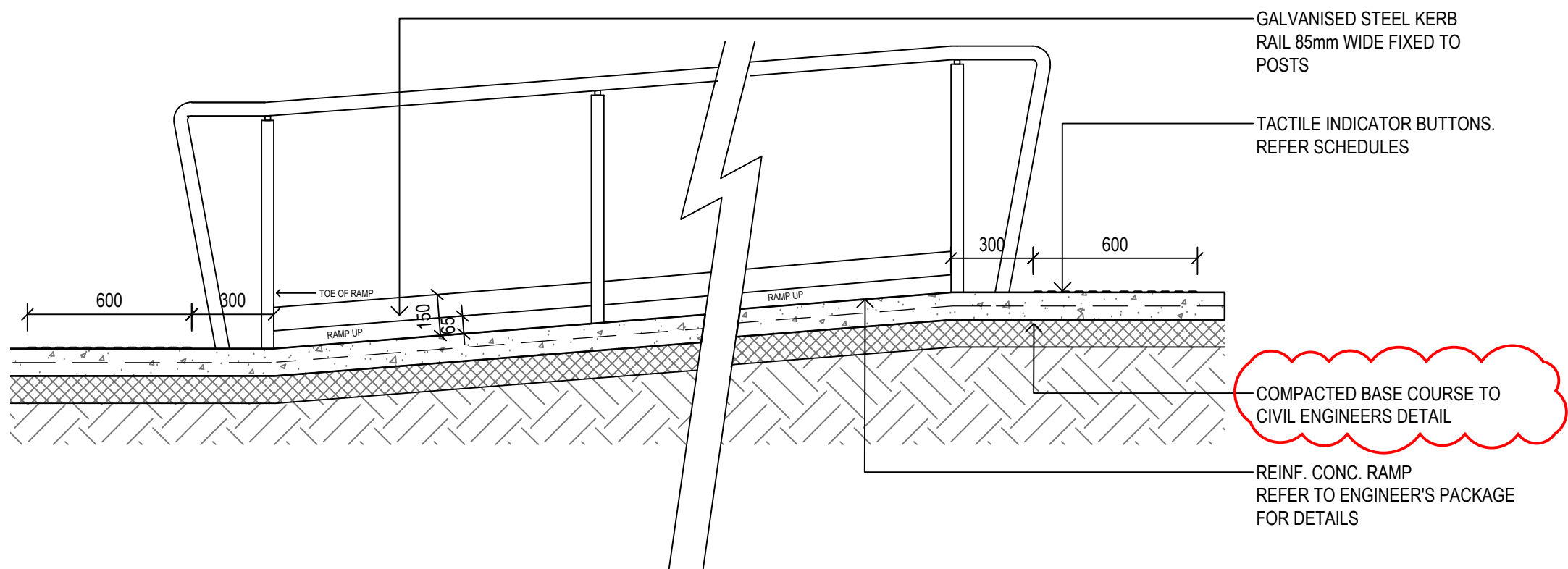
Drawing No Issue

A210261 REF-L7008 D

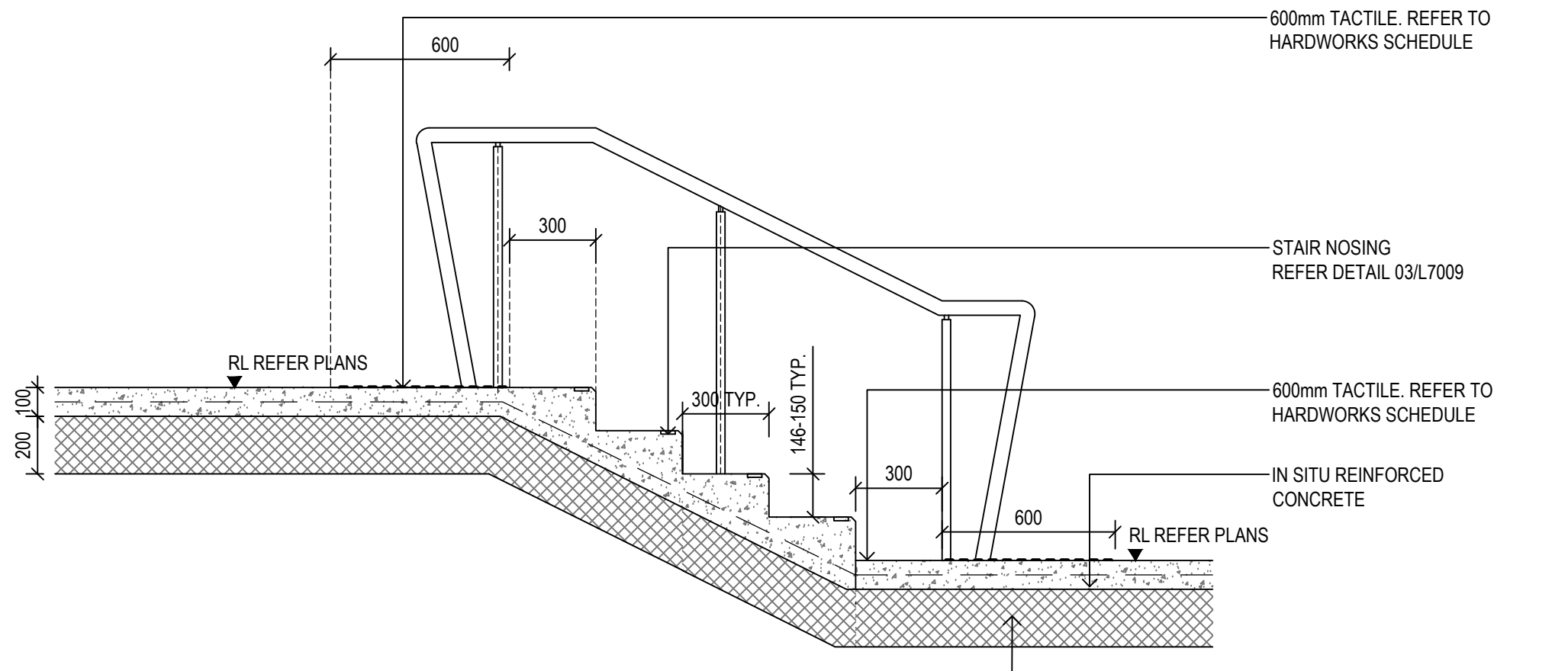
File Plot Date

This drawing is the copyright of Group GSA Pty Ltd and may not be altered, reproduced or transmitted in any form or by any means in part or in whole without the written permission of Group GSA Pty Ltd.
All levels and dimensions are to be checked and verified on site prior to the commencement of any work, making of shop drawings or fabrication of components.
Do not scale drawings. Use figured Dimensions.

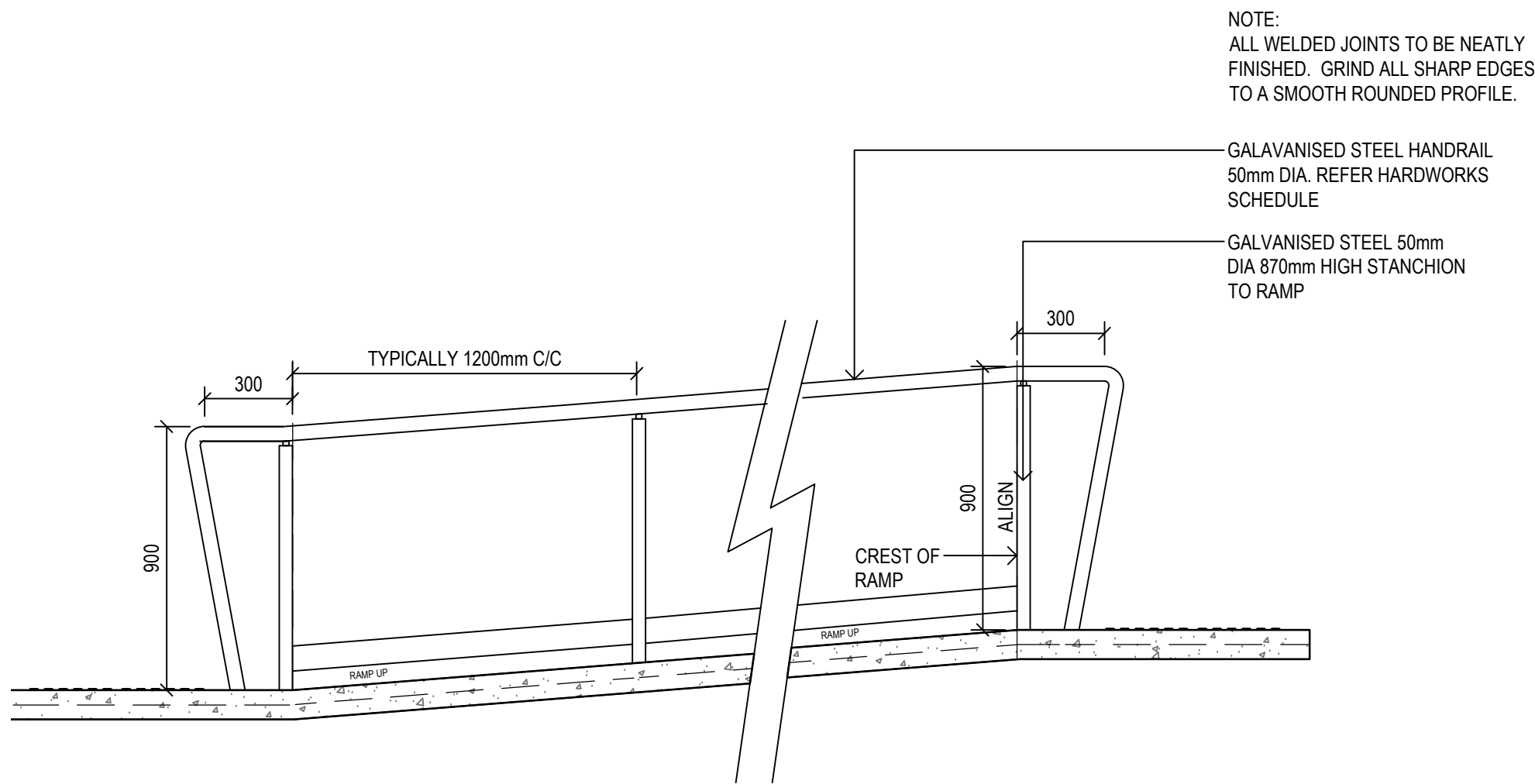
Amendments		
Issue	Description	Date
A	90% DRAFT ISSUE FOR CC	04/02/2025
B	100% DRAFT ISSUE FOR CC	26/02/2025
C	100% ISSUE FOR CC	31/03/2025



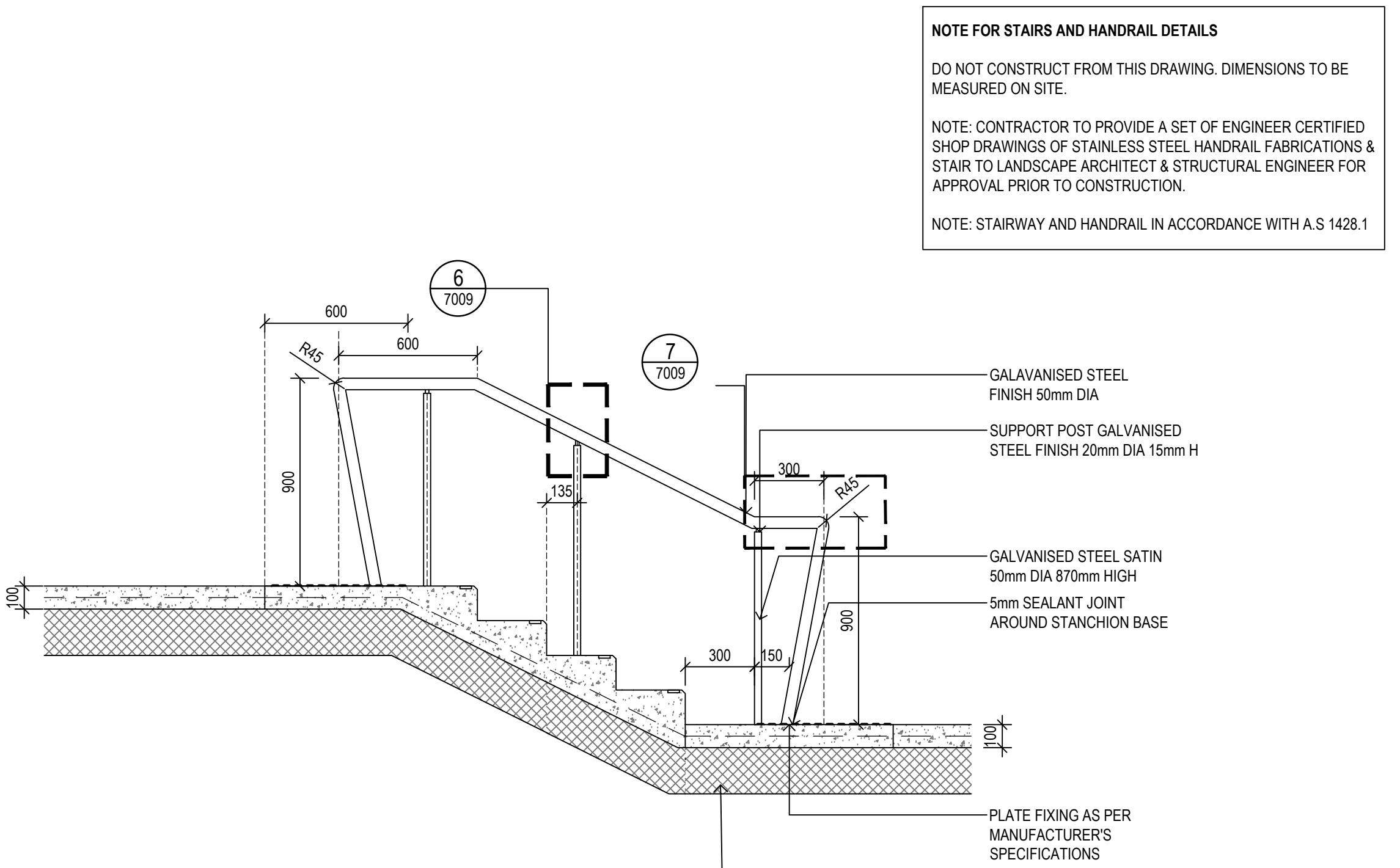
1
7009
1:20
SECTION



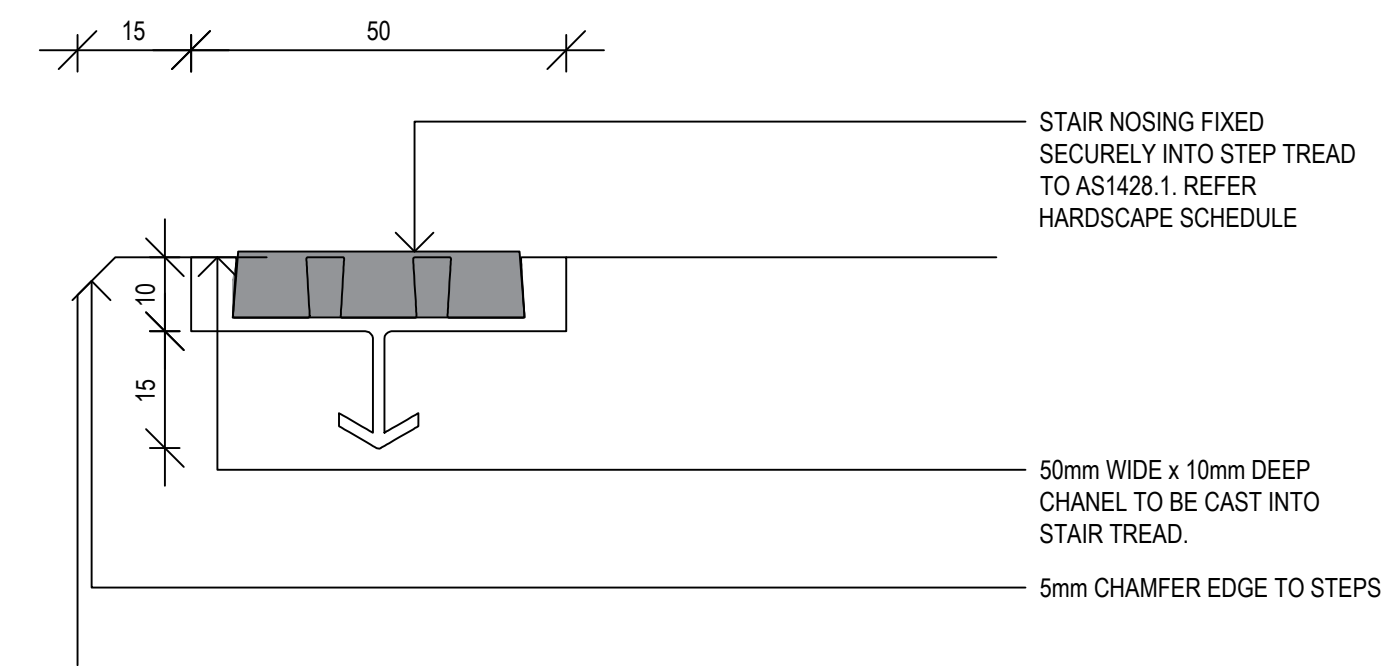
4
7009
1:20
SECTION



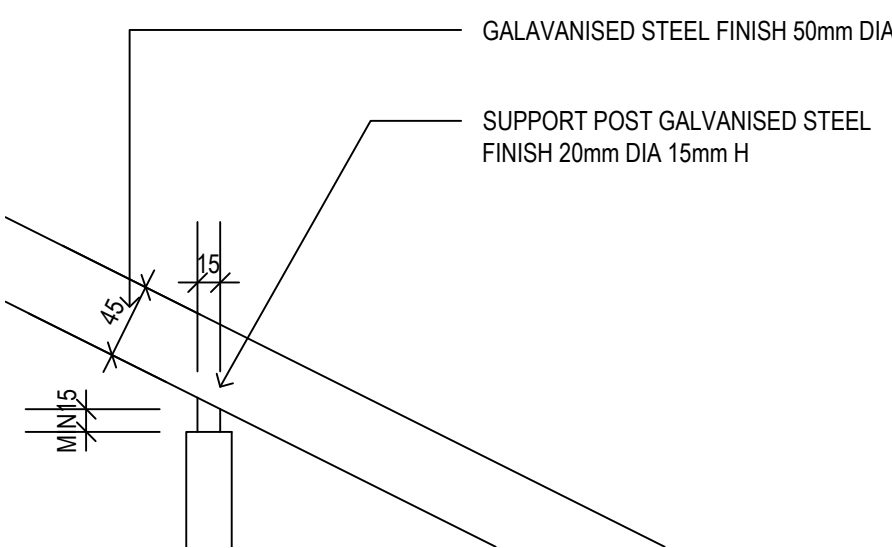
2
7009
1:20
SECTION



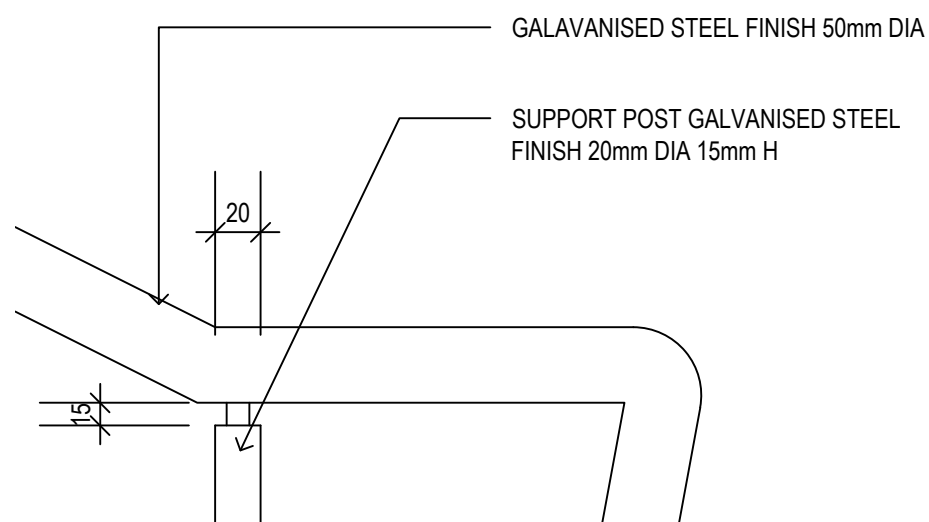
5
7009
1:20
SECTION



3
7009
1:1
SECTION



6
7009
1:5
SECTION



7
7009
1:5
SECTION

NOTE FOR STAIRS AND HANDRAIL DETAILS

DO NOT CONSTRUCT FROM THIS DRAWING. DIMENSIONS TO BE MEASURED ON SITE.

NOTE: CONTRACTOR TO PROVIDE A SET OF ENGINEER CERTIFIED SHOP DRAWINGS OF STAINLESS STEEL HANDRAIL FABRICATIONS & STAIR TO LANDSCAPE ARCHITECT & STRUCTURAL ENGINEER FOR APPROVAL PRIOR TO CONSTRUCTION.

NOTE: STAIRWAY AND HANDRAIL IN ACCORDANCE WITH A.S 1428.1

Client



GROUP GSA

Group GSA Pty Ltd ABN 76 002 113 779
Level 7, 80 William St East Sydney NSW
Australia 2011 www.groupgsa.com

T +612 9361 4144 F +612 9332 3458
architecture interior design urban design landscape
nom architect Lisa - Maree Carrigan 7568

Project Title

**WILTON NORTH
TEMPORARY PARK**

Drawing Title

**LANDSCAPE DETAILS_09
HARDWORKS**

Scale AS SHOWN @ A1

Drawing created (date) 09/10/2023

By YR

Plotted and checked by YR

Verified FR

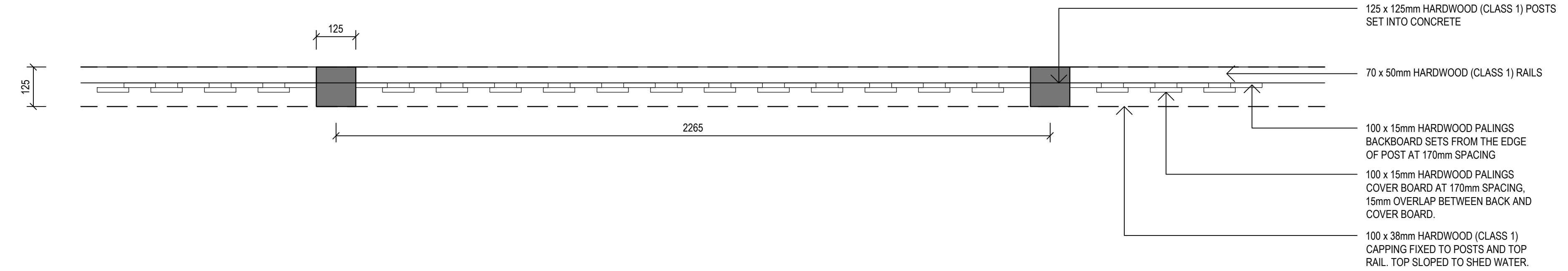
Approved JH

Drawing No Issue

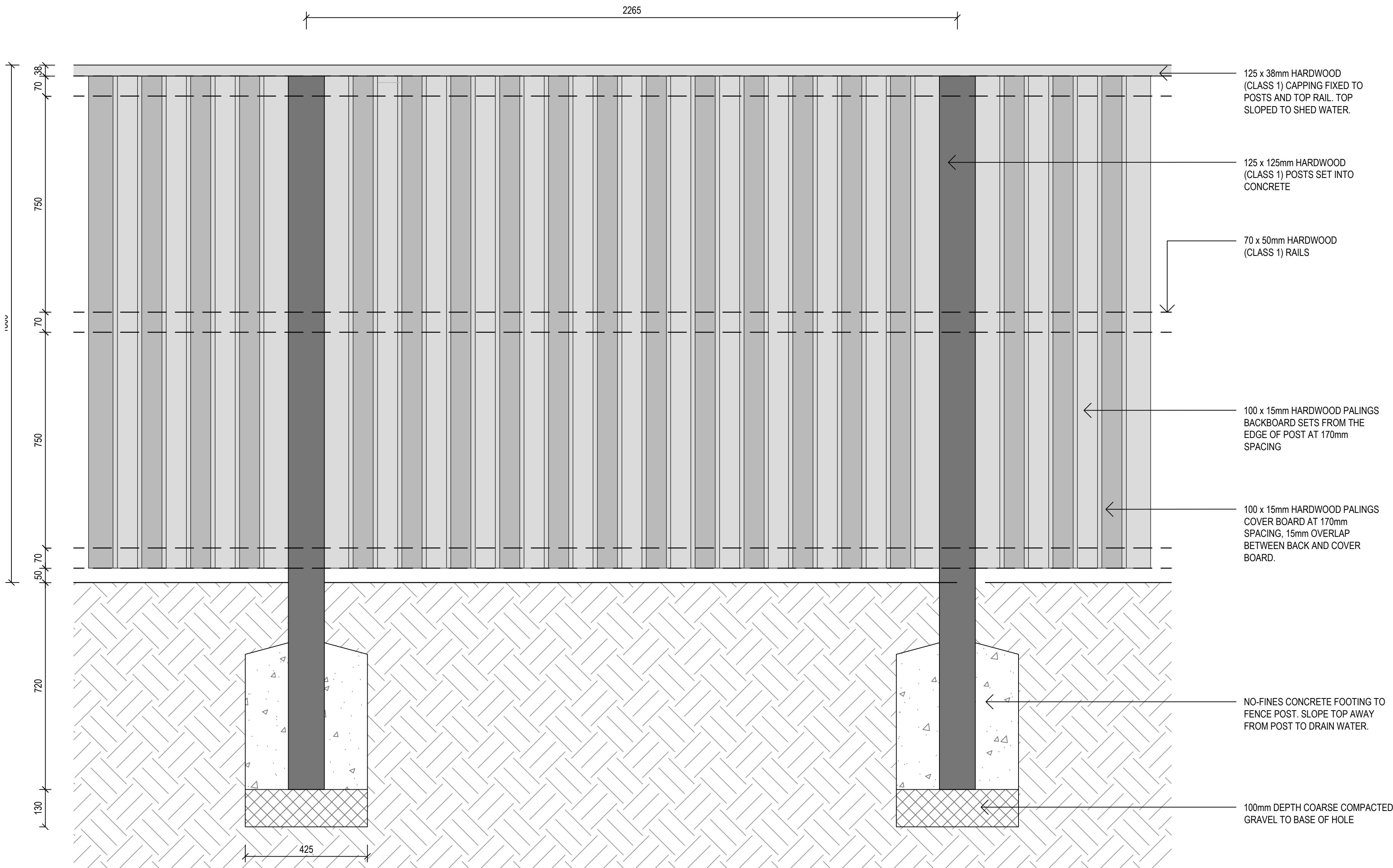
A210261 REF-L7009 C

File Plot Date

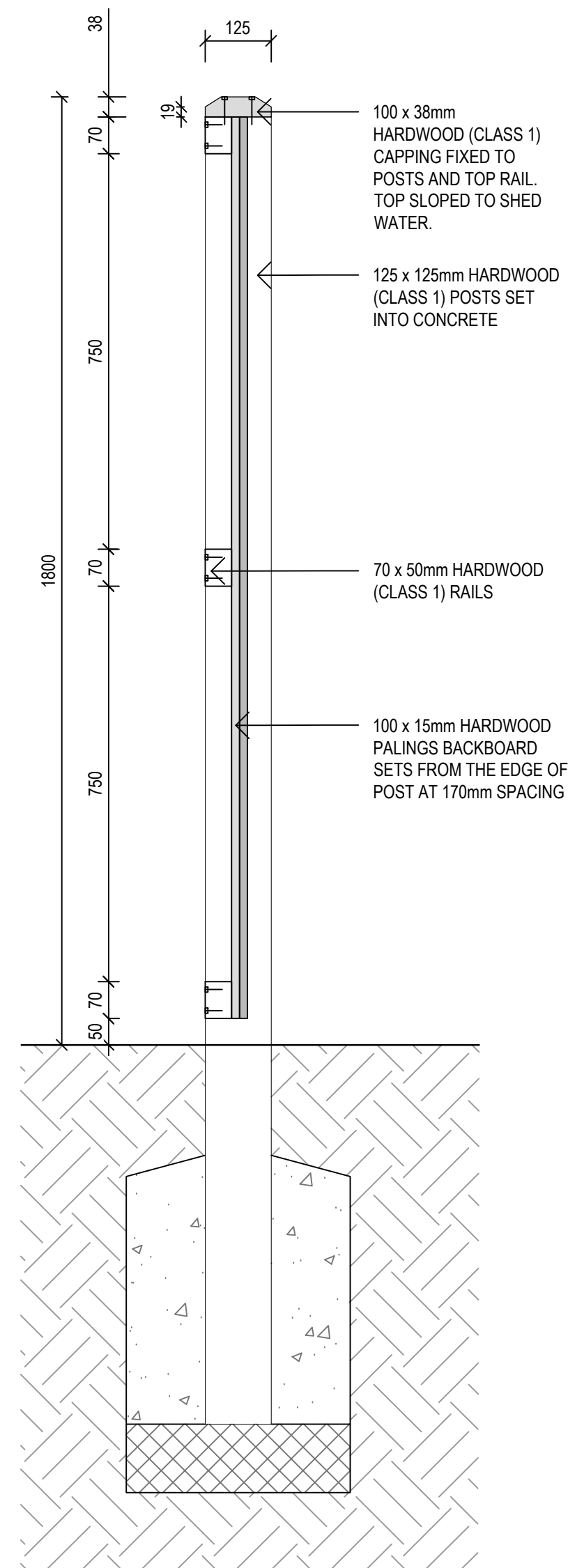
This drawing is the copyright of Group GSA Pty Ltd and may not be altered, reproduced or transmitted in any form or by any means in part or in whole without the written permission of Group GSA Pty Ltd.
All levels and dimensions are to be checked and verified on site prior to the commencement of any work, making of shop drawings or fabrication of components.
Do not scale drawings. Use figured Dimensions.



1 TIMBER LAPPED AND CAPPED FENCE PLAN (F2)
7010 1:10 PLAN



2 TIMBER LAPPED AND CAPPED FENCE PLAN (F2)
7010 1:10 ELEVATION



3 TIMBER LAPPED AND CAPPED FENCE SECTION (F2)
7010 1:10 SECTION

NOTE:
CONTRACTOR TO PROVIDE SHOP DRAWINGS FOR
SIGN OFF BY SUPERINTENDENT

Amendments		
Issue	Description	Date
A	UPDATED SPLIT (DA/REF) ISSUE	17/10/2024
B	90% DRAFT ISSUE FOR CC	04/02/2025
C	100% DRAFT ISSUE FOR CC	26/02/2025
D	100% ISSUE FOR CC	31/03/2025

Client



Group GSA Pty Ltd ABN 76 002 113 779
Level 7, 80 William St East Sydney NSW
Australia 2011 www.groupgsa.com

T +612 9361 4144 F +612 9332 3458
architecture interior design urban design landscape
nom architect Lisa - Maree Carrigan 7568

Project Title

WILTON NORTH
TEMPORARY PARK

Drawing Title

LANDSCAPE DETAILS_10
HARDWORKS

Scale

AS SHOWN @ A1

Drawing created (date) 09/10/2023

By YR

Plotted and checked by YR

Verified FR

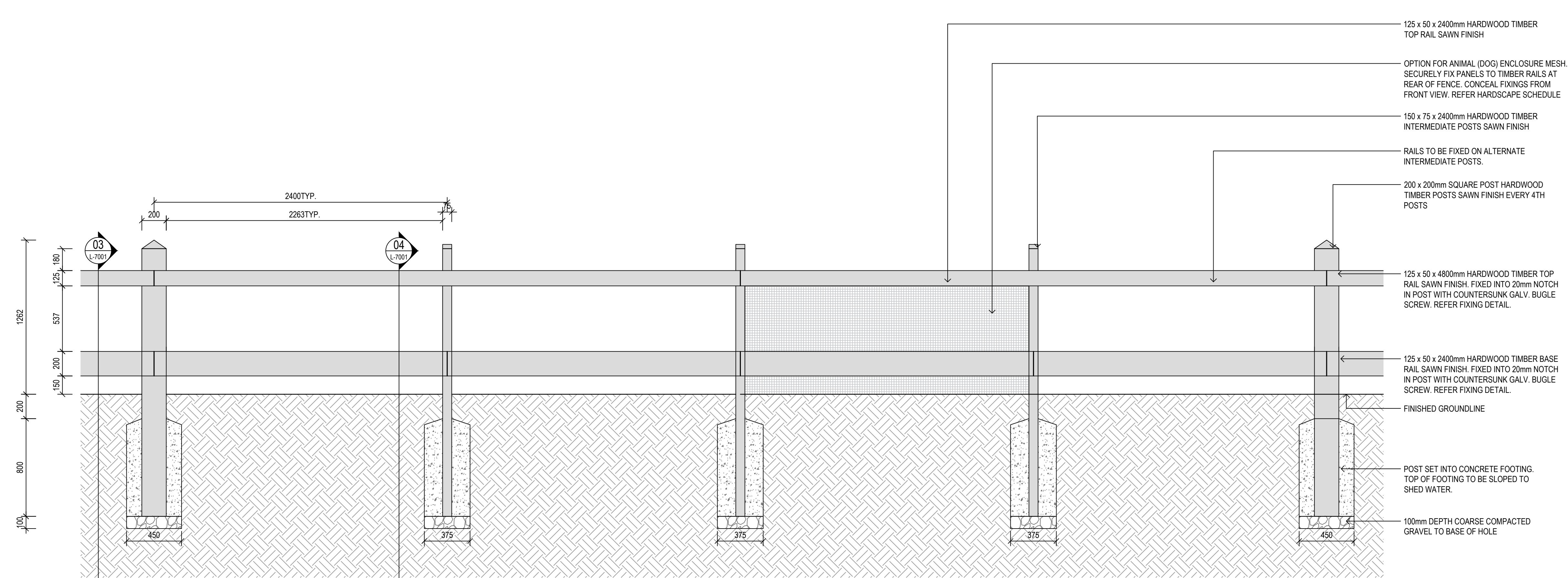
Approved JH

Drawing No Issue

A210261 REF-L7010 D

File Plot Date

This drawing is the copyright of Group GSA Pty Ltd and
may not be altered, reproduced or transmitted in any
form or by any means in part or in whole without the
written permission of Group GSA Pty Ltd.
All levels and dimensions are to be checked and verified
on site prior to the commencement of any work, making
of shop drawings or fabrication of components.
Do not scale drawings. Use figured Dimensions.

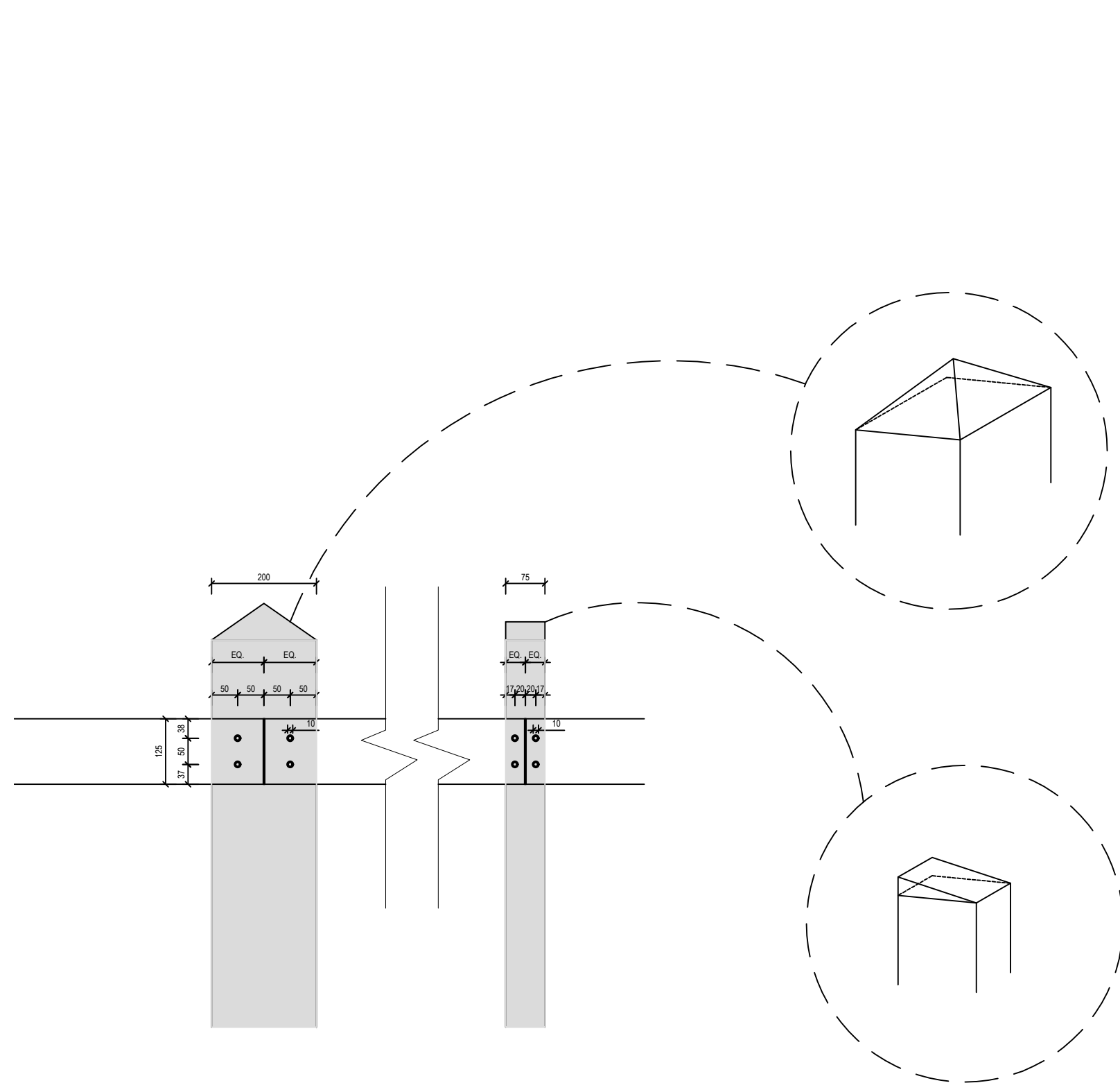


NOTE:
CONTRACTOR TO PROVIDE SHOP DRAWINGS FOR
SIGN OFF BY SUPERINTENDENT

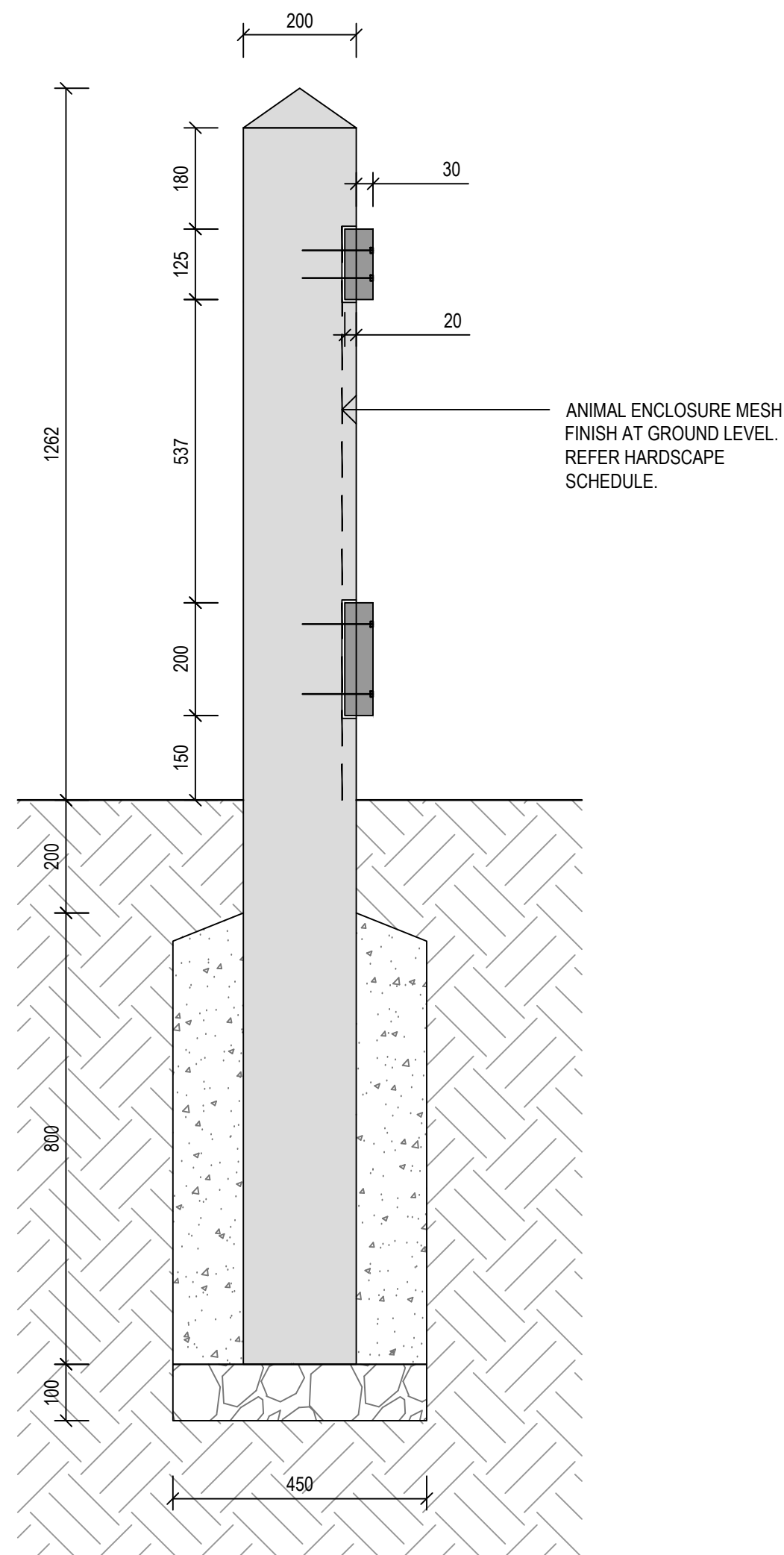
Amendments		
Issue	Description	Date
A	UPDATED SPLIT (DA/REF) ISSUE	17/10/2024
B	90% DRAFT ISSUE FOR CC	04/02/2025
C	100% DRAFT ISSUE FOR CC	26/02/2024
D	100% ISSUE FOR CC	31/03/2025

1 POST AND RAIL FENCE (F3)
7011 1:20

ELEVATION

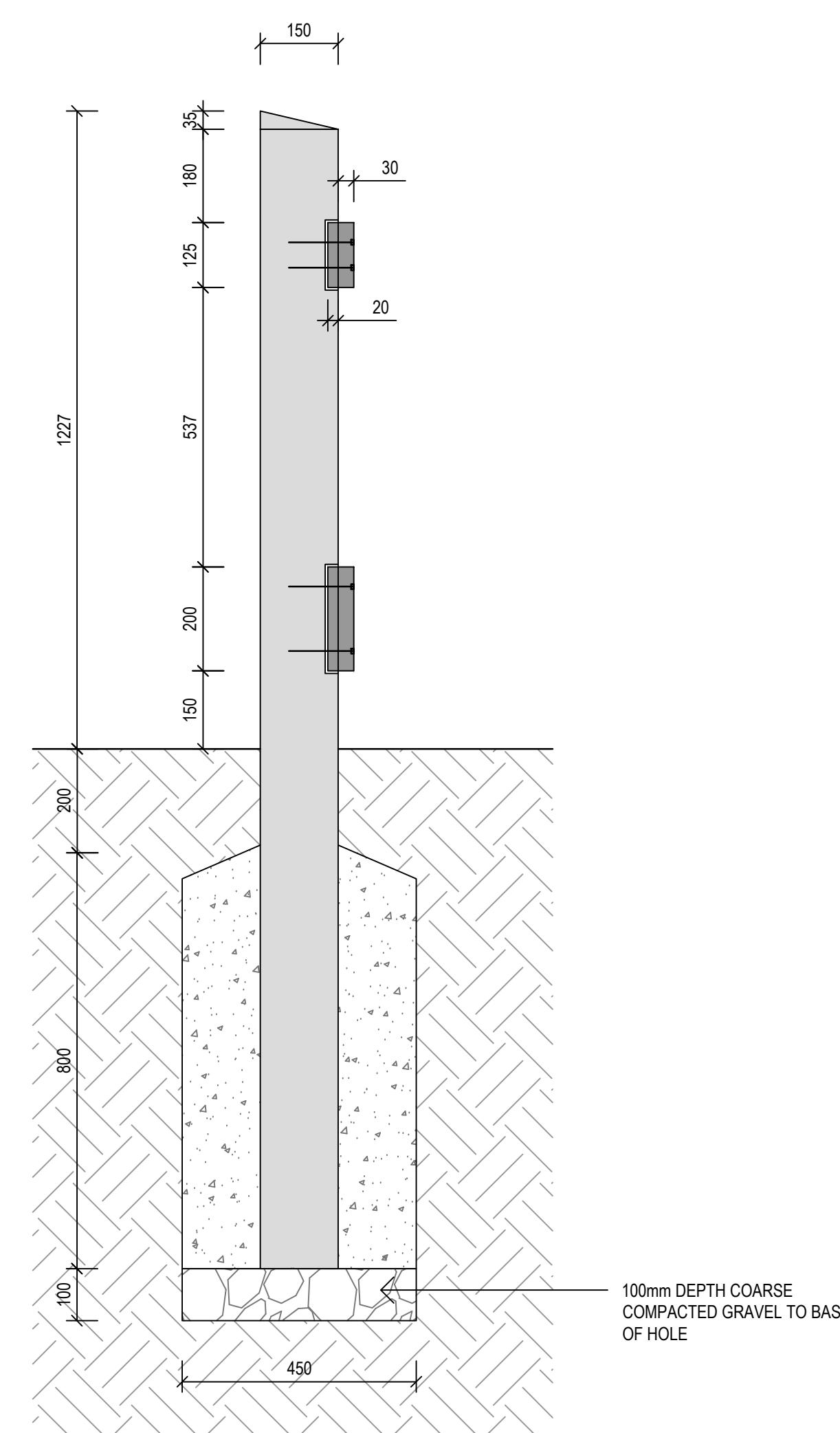


2 POST AND RAIL FENCE (F3) - FIXING DETAIL
7011 1:10



3 POST AND RAIL FENCE (F3)
7011 1:10

SECTION



4 POST AND RAIL FENCE (F3)
7011 1:10

SECTION

Client



Group GSA Pty Ltd ABN 76 002 113 779
Level 7, 80 William St East Sydney NSW
Australia 2011 www.groupgsa.com
T +612 9361 4144 F +612 9332 3458
architecture interior design urban design landscape
nom architect Lisa - Maree Carrigan 7568

Project Title

WILTON NORTH
TEMPORARY PARK

Drawing Title

LANDSCAPE DETAILS_11
HARDWORKS

Scale

AS SHOWN @ A1

Drawing created (date)

09/10/2023

By

YR

Plotted and checked by

YR

Verified

FR

Approved

JH

Drawing No

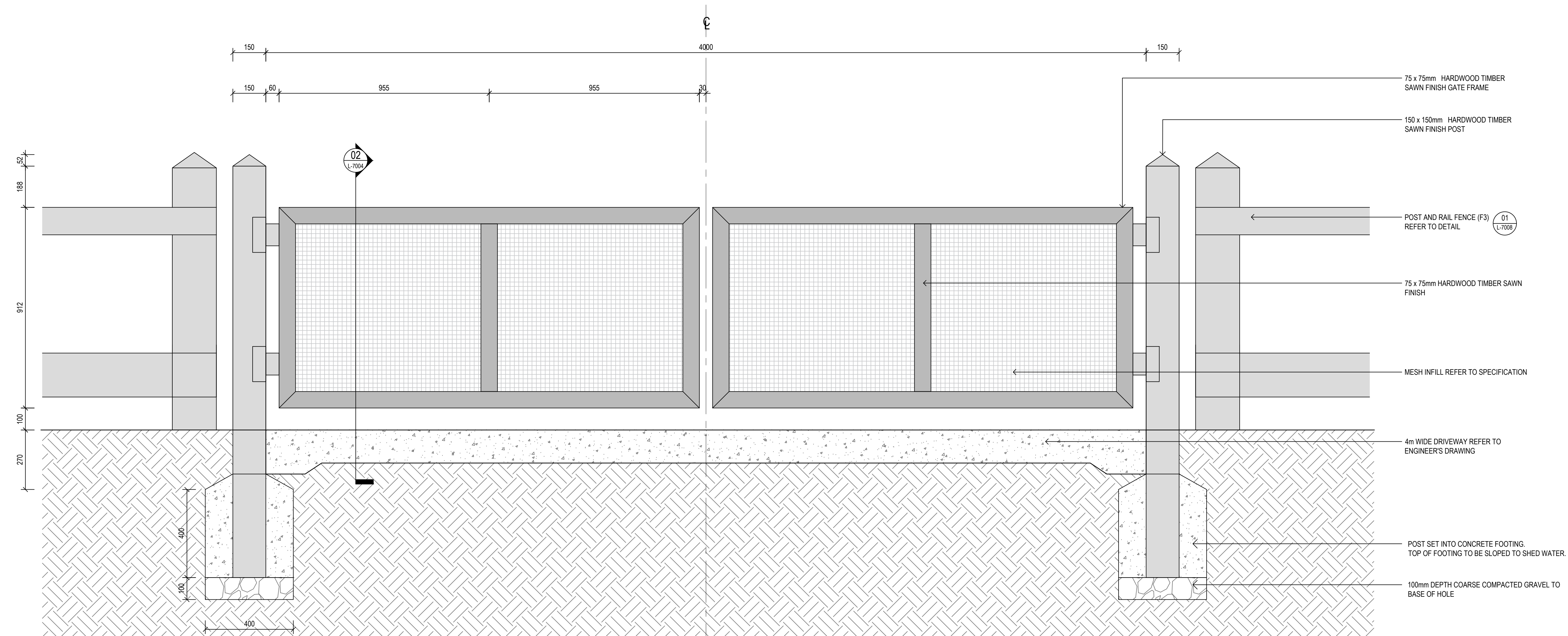
Issue

A210261 REF-L7011 D

File

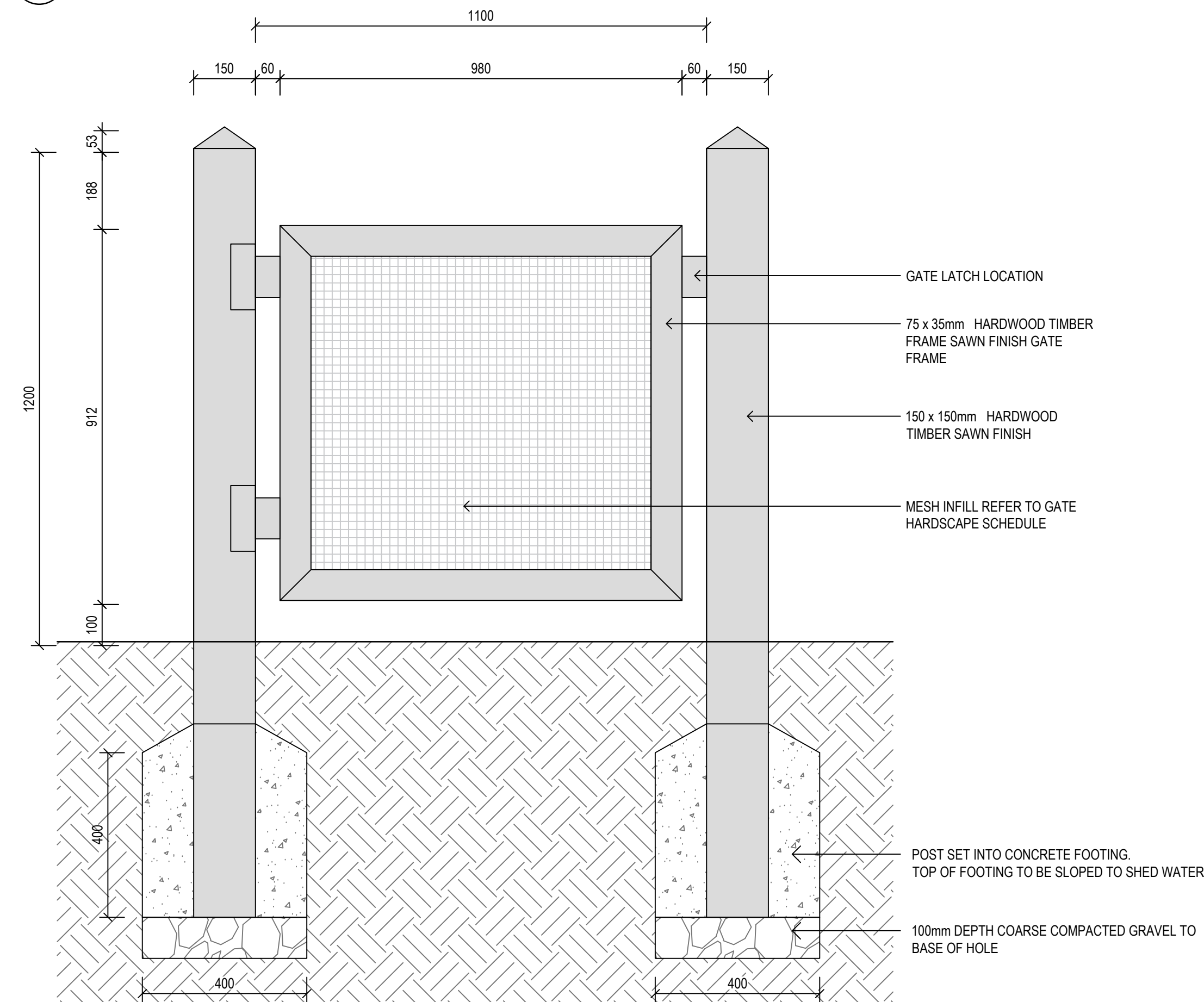
Plot Date

This drawing is the copyright of Group GSA Pty Ltd and may not be altered, reproduced or transmitted in any form or by any means in part or in whole without the written permission of Group GSA Pty Ltd. All levels and dimensions are to be checked and verified on site prior to the commencement of any work, making of shop drawings or fabrication of components. Do not scale drawings. Use figured Dimensions.

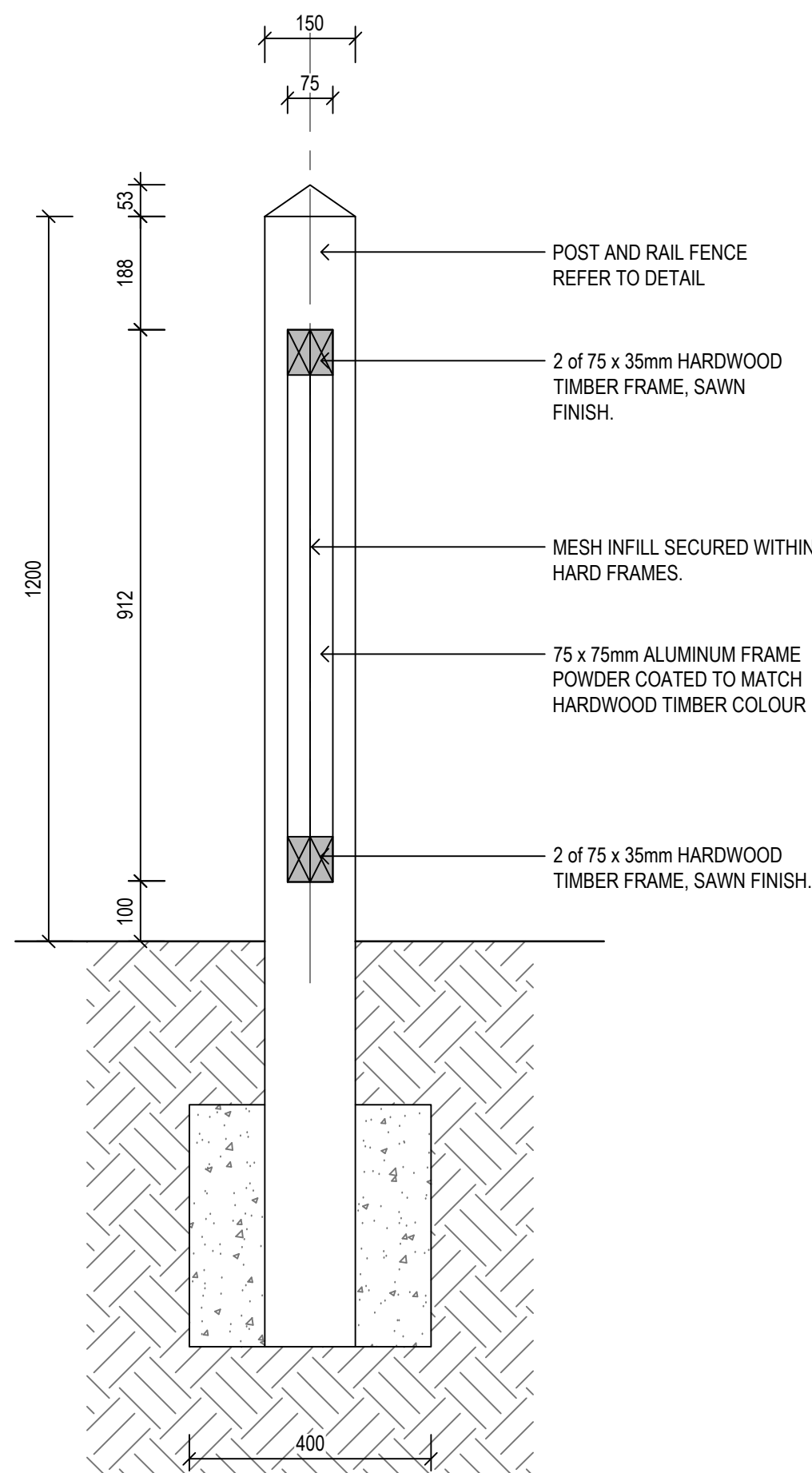


01
7012
1:10
VEHICULAR GATE FRONT ELEVATION (GA1)

ELEVATION



02
7012
1:10
PEDESTRIAN GATE FRONT ELEVATION (GA2)



03
7012
1:10
GATE SECTION

Amendments		
Issue	Description	Date
A	UPDATED SPLIT (DA/REF) ISSUE	17/10/2024
B	90% DRAFT ISSUE FOR CC	04/02/2025
C	100% DRAFT ISSUE FOR CC	26/02/2025
D	100% ISSUE FOR CC	31/03/2025

Client



GROUP GSA

Group GSA Pty Ltd ABN 76 002 113 779
Level 7, 80 William St East Sydney NSW
Australia 2011 www.groupgsa.com
T +612 9361 4144 F +612 9332 3458
architecture interior design urban design landscape
nom architect Lisa - Maree Carrigan 7568

Project Title

**WILTON NORTH
TEMPORARY PARK**

Drawing Title

**LANDSCAPE DETAILS_12
HARDWORKS**

Scale

AS SHOWN @ A1

Drawing created (date)

09/10/2023

By

YR

Plotted and checked by

YR

Verified

FR

Approved

JH

Drawing No

Issue

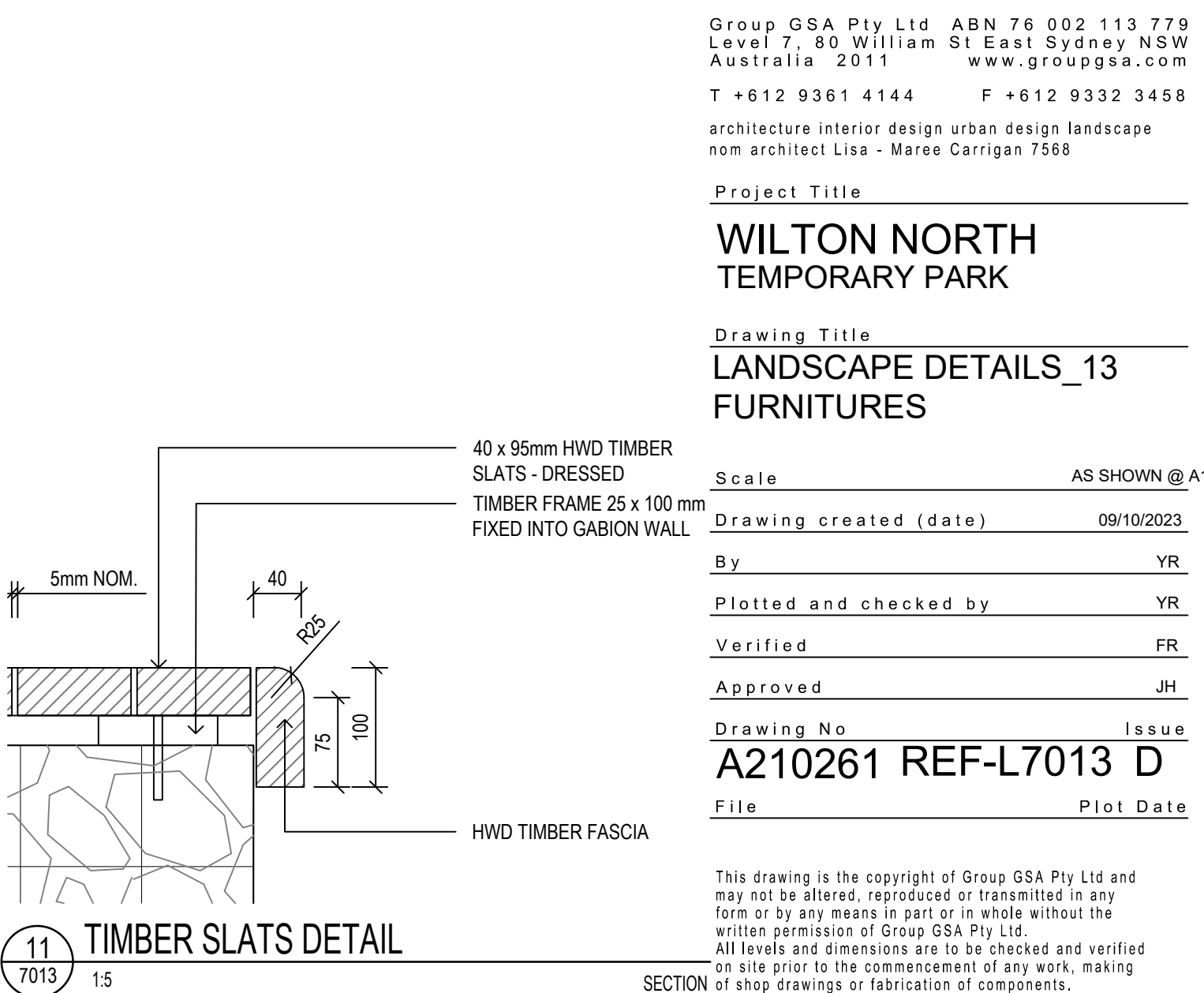
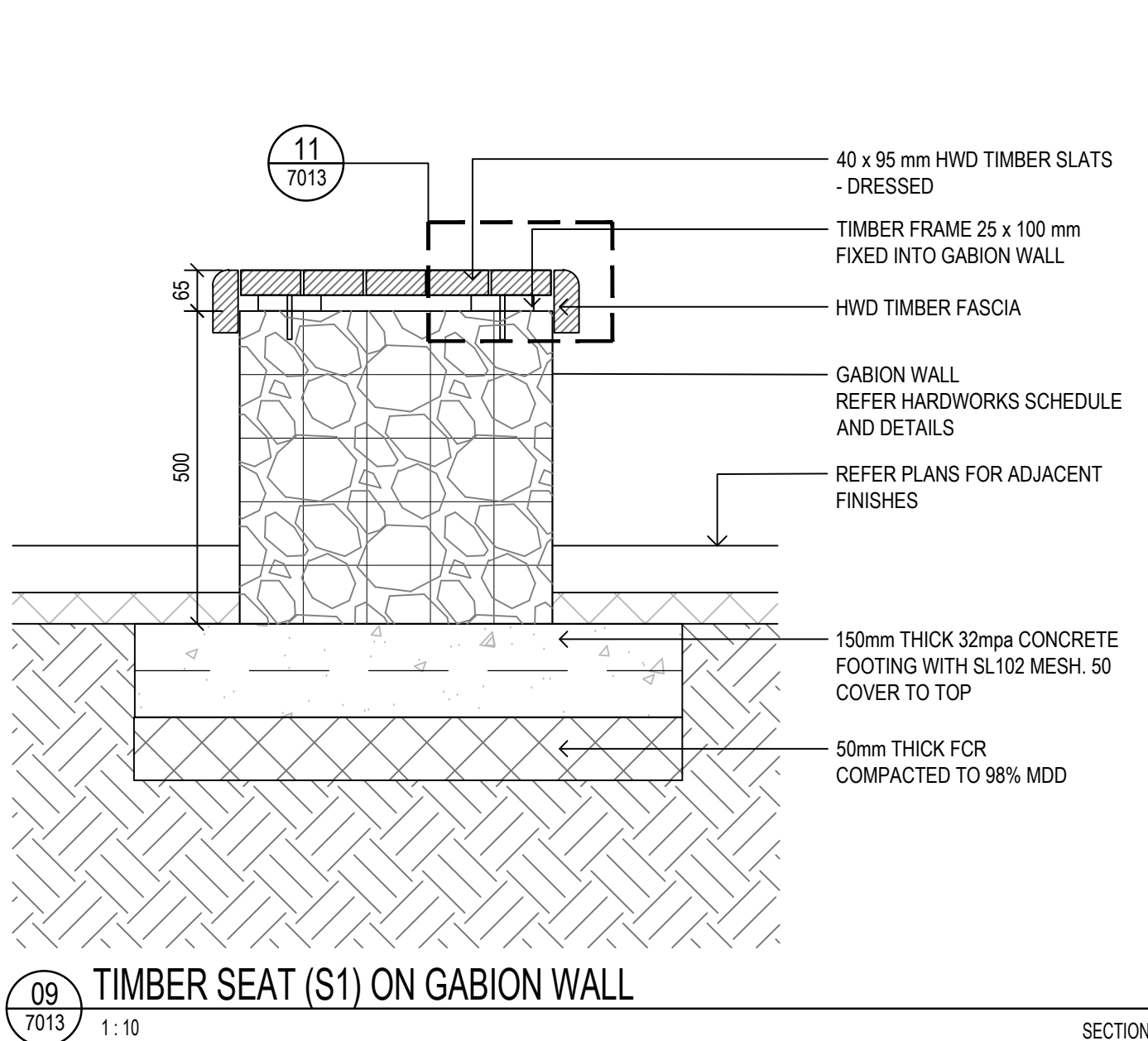
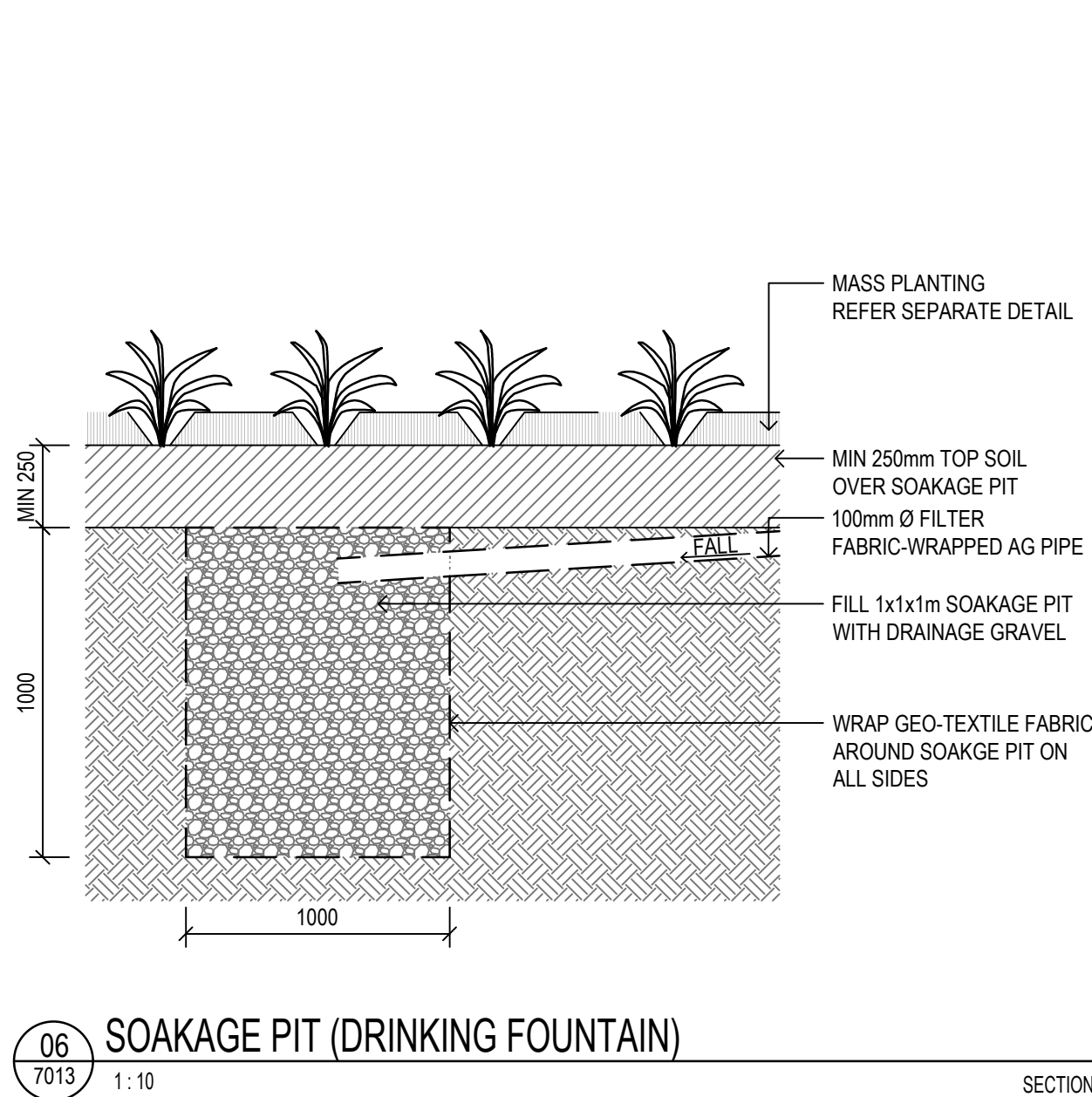
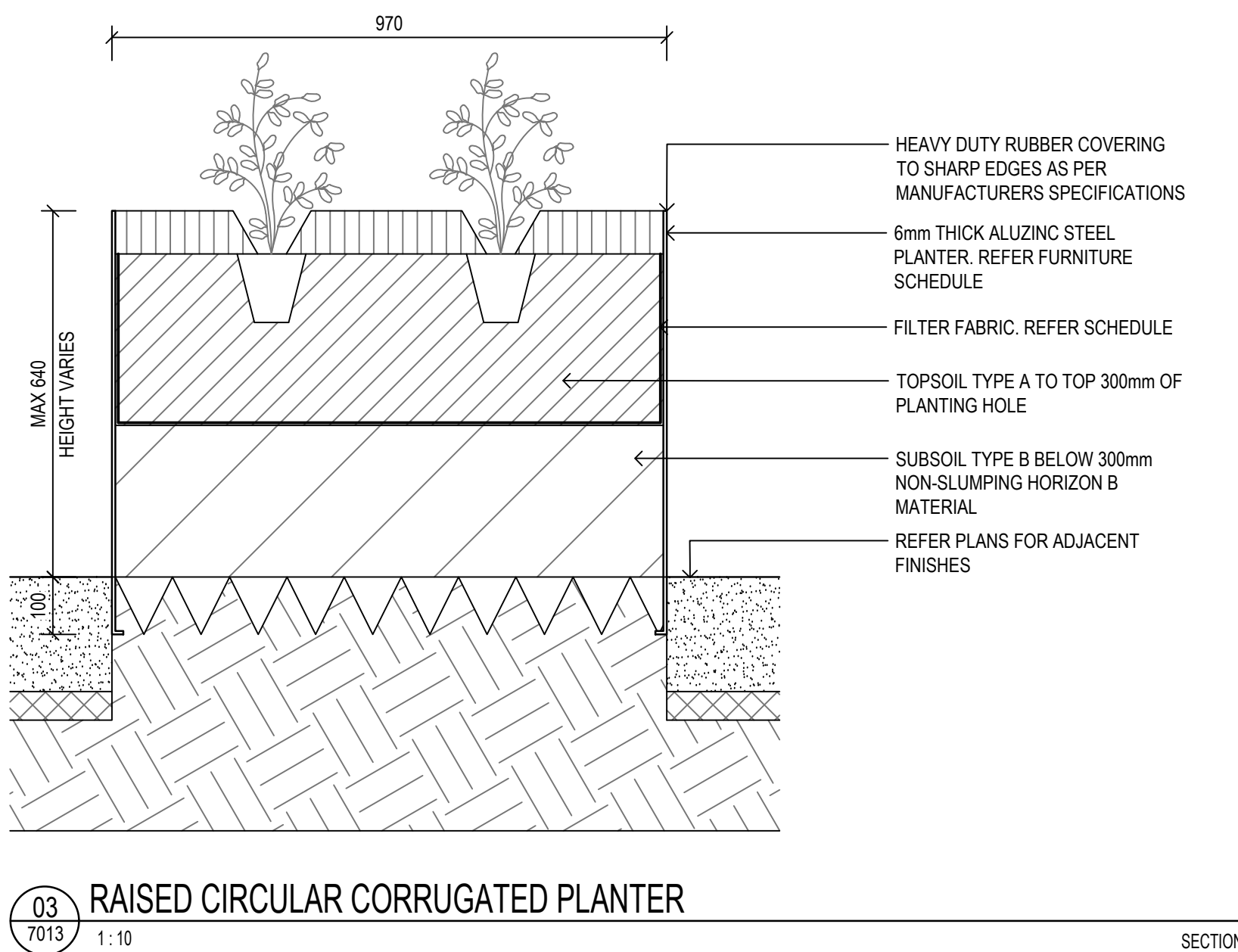
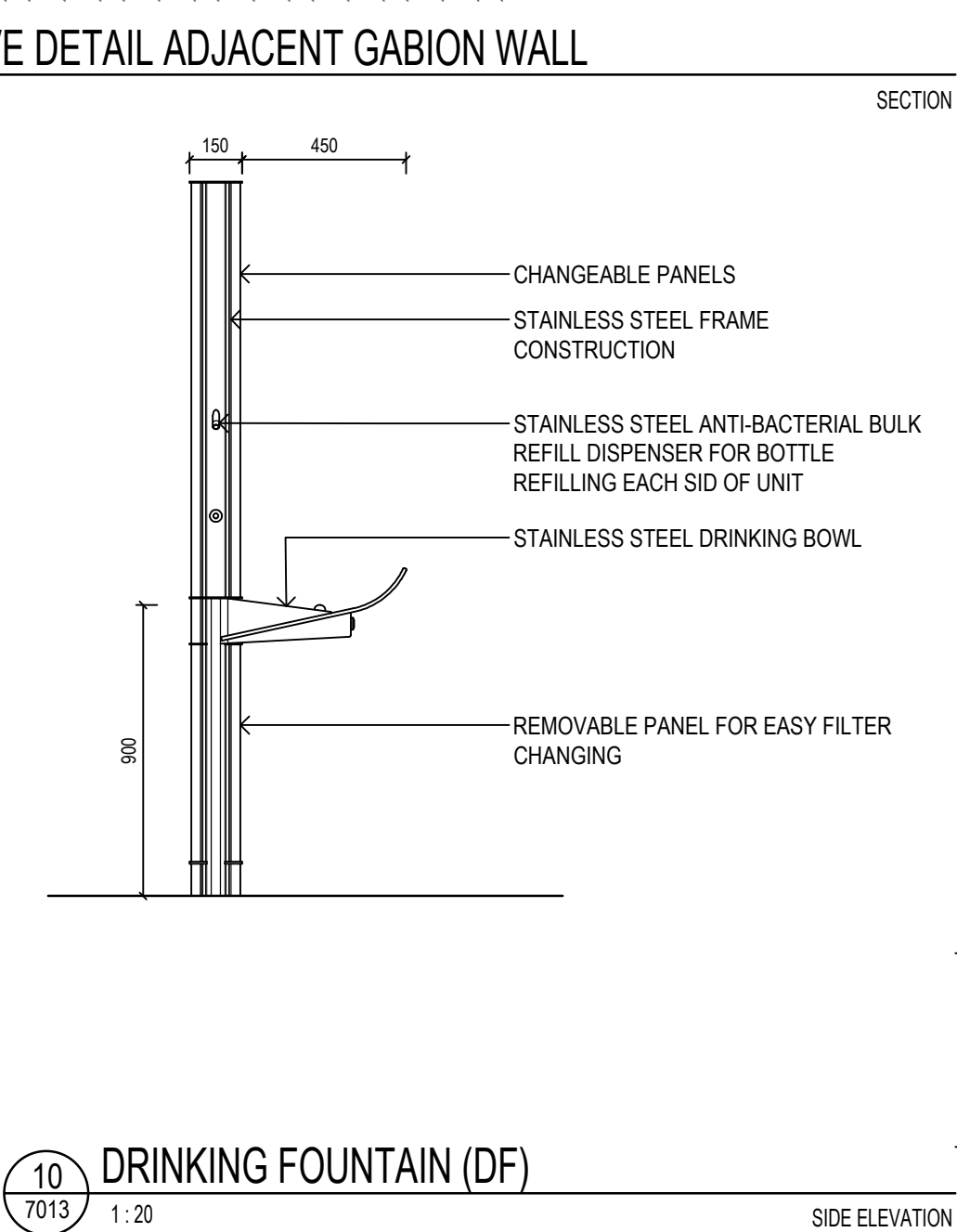
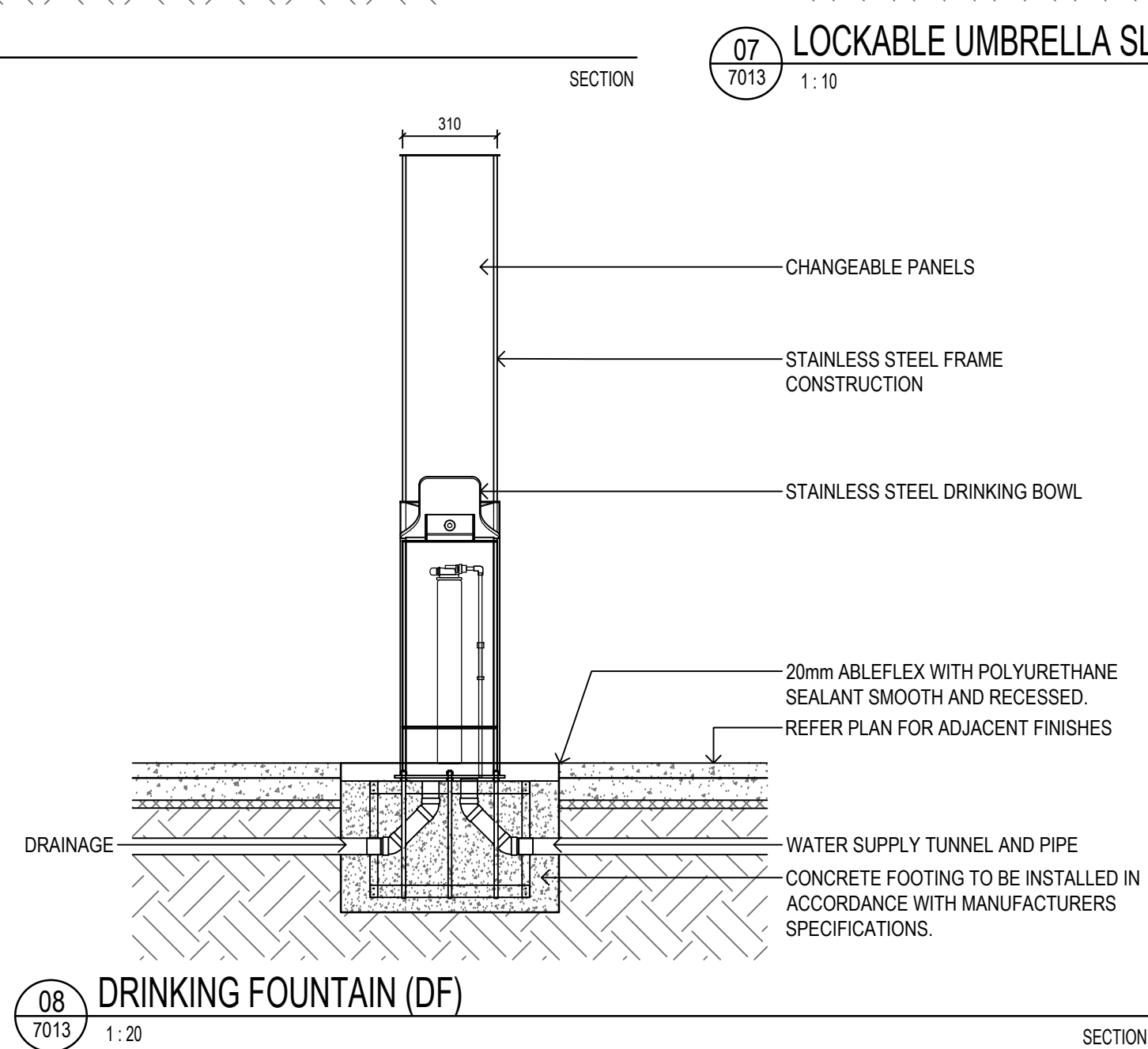
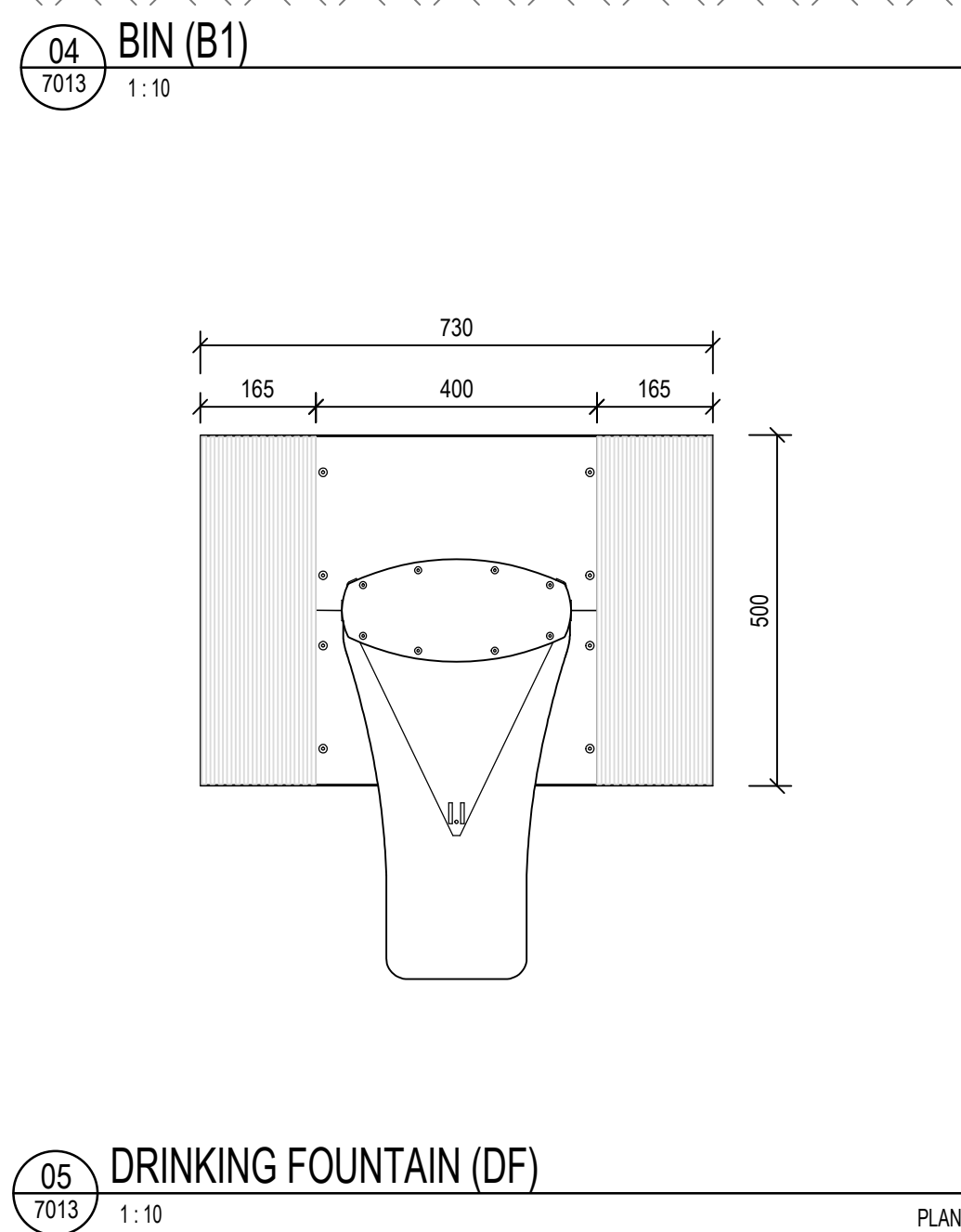
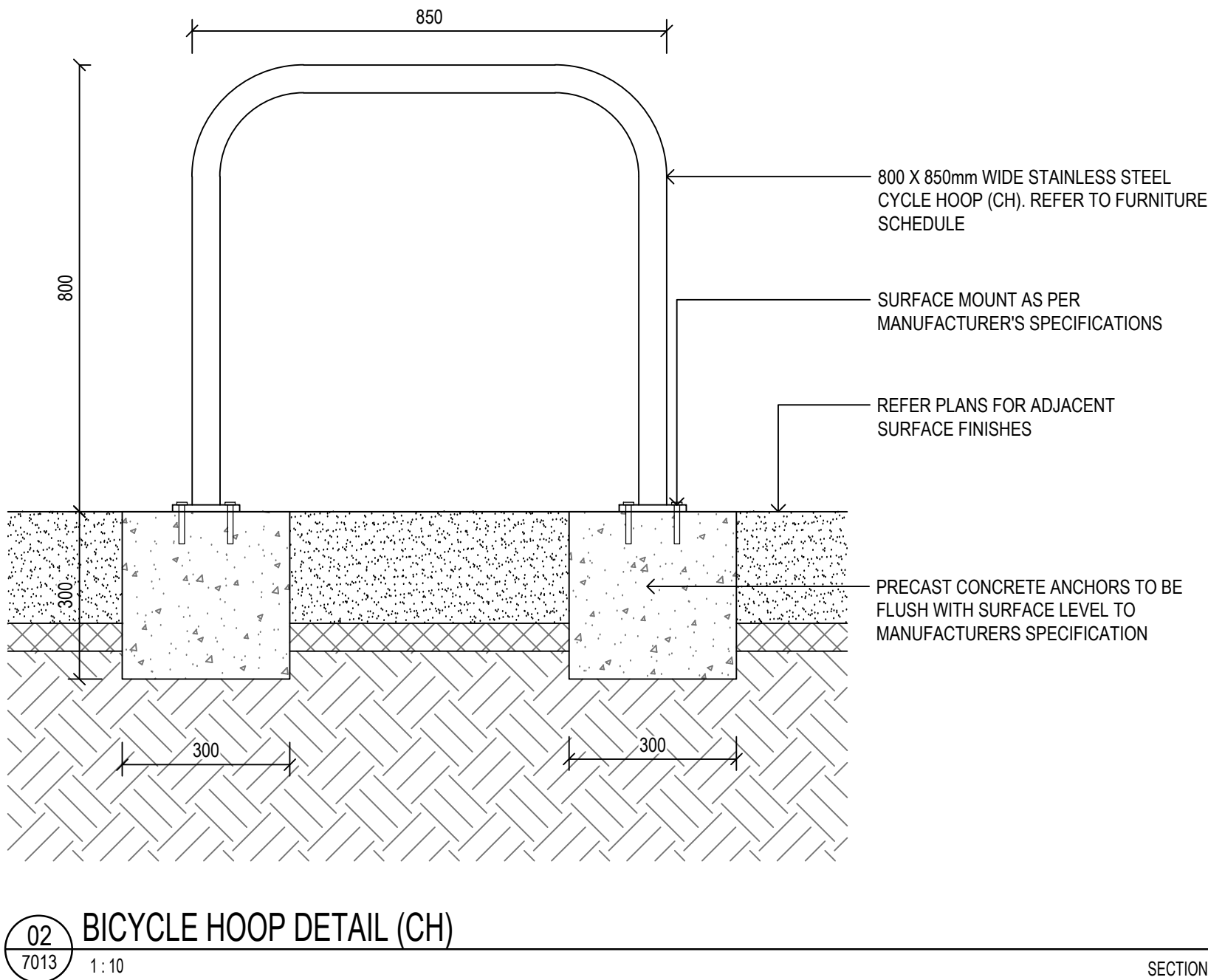
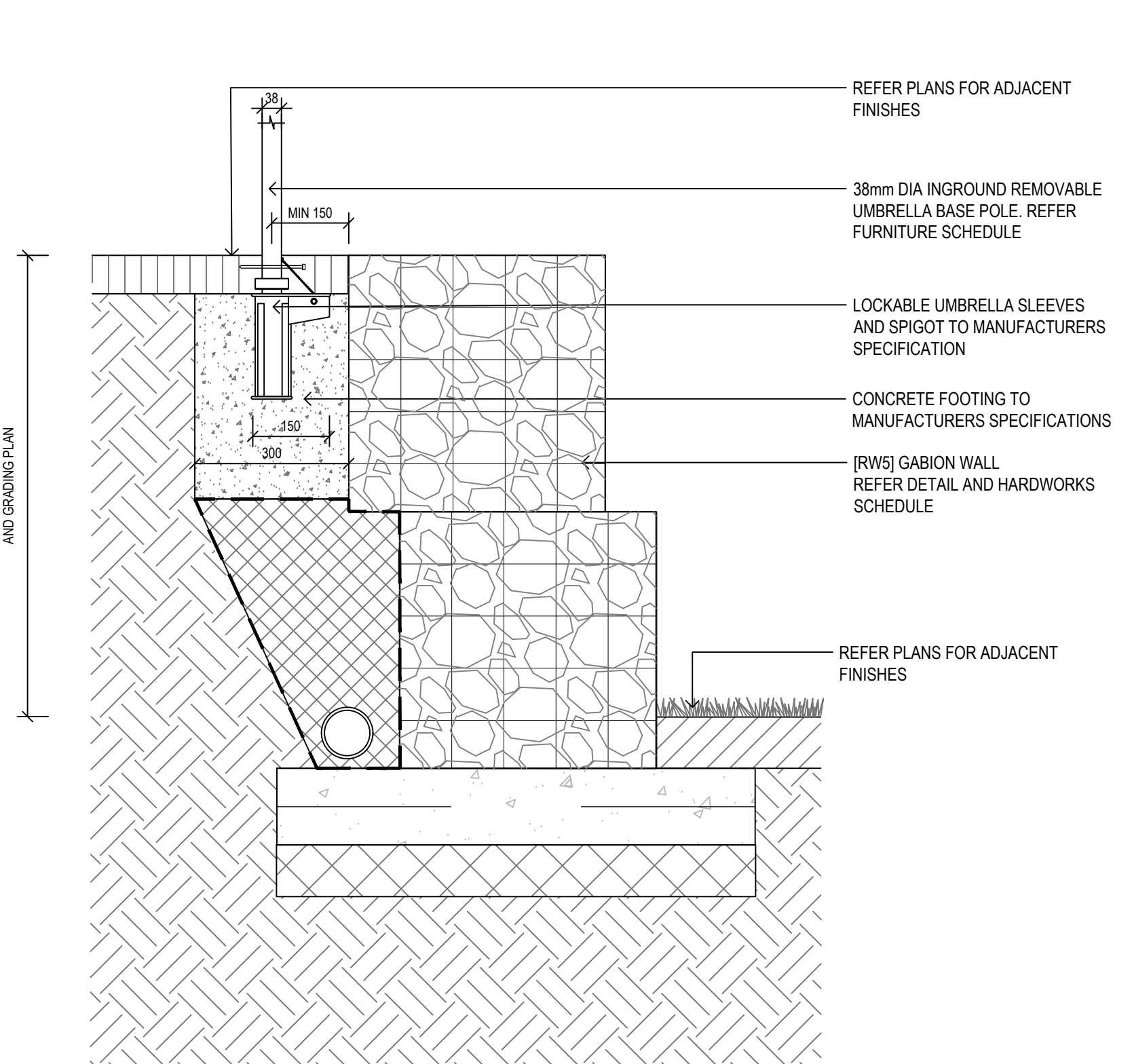
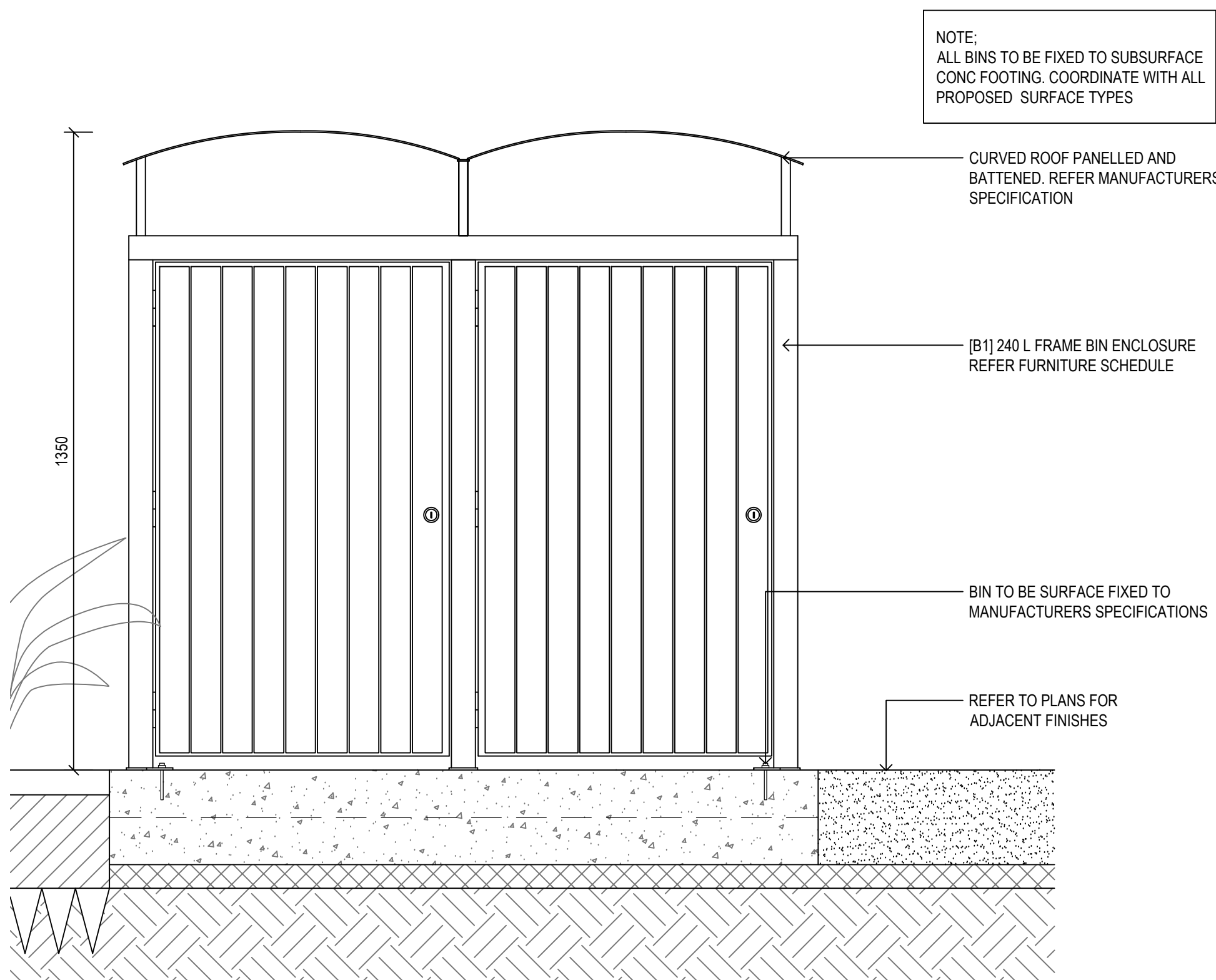
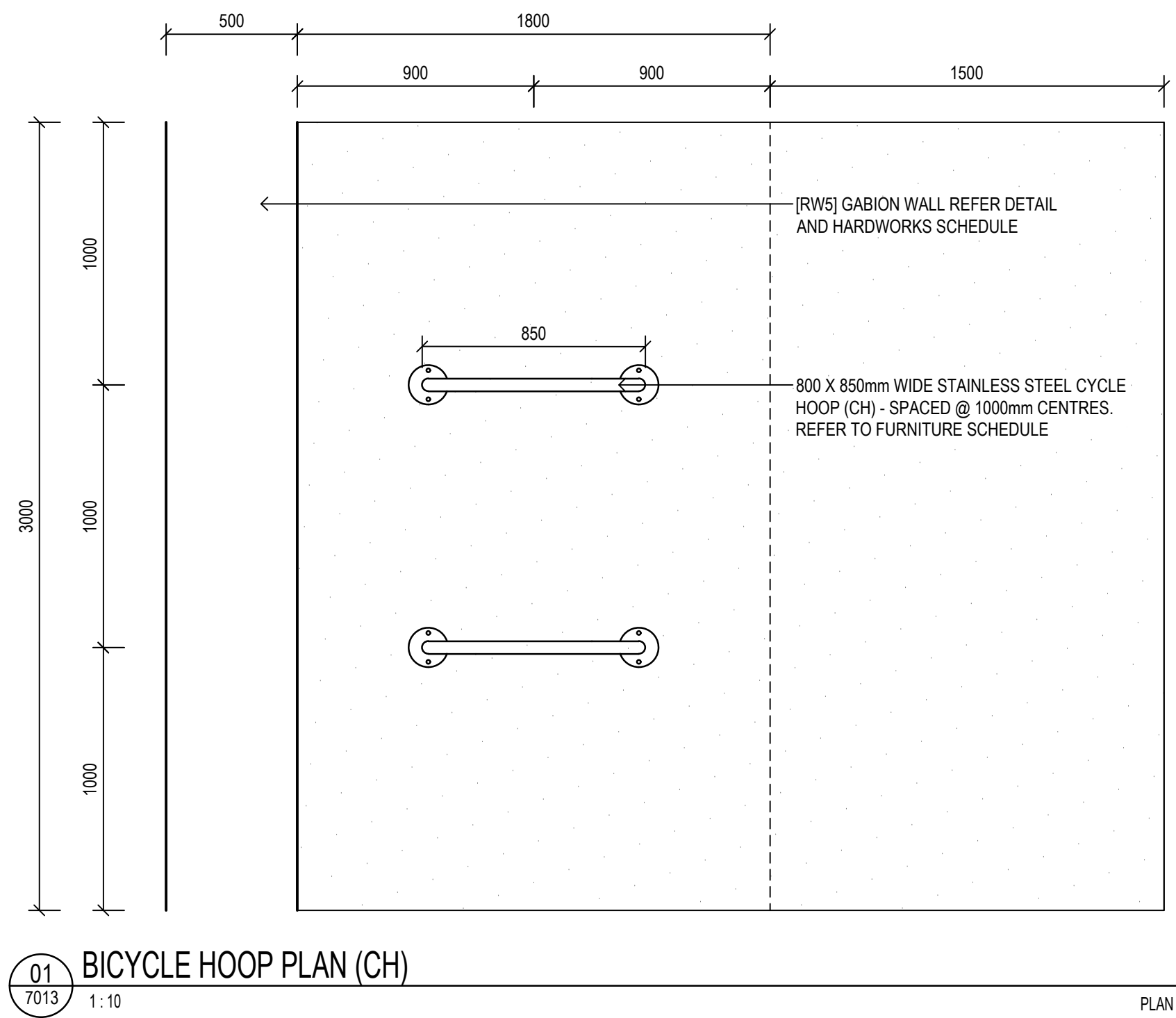
A210261 REF-L7012 D

File

Plot Date

NOTE:
CONTRACTOR TO PROVIDE SHOP DRAWINGS FOR
SIGN OFF BY SUPERINTENDENT

This drawing is the copyright of Group GSA Pty Ltd and may not be altered, reproduced or transmitted in any form or by any means in part or in whole without the written permission of Group GSA Pty Ltd. All levels and dimensions are to be checked and verified on site prior to the commencement of any work, making of shop drawings or fabrication of components. Do not scale drawings. Use figured Dimensions.



Amendments		
Issue	Description	Date
A	UPDATED SPLIT (DA/REF) ISSUE	17/10/2024
B	90% DRAFT ISSUE FOR CC	04/02/2025
C	100% DRAFT ISSUE FOR CC	26/02/2025
D	100% ISSUE FOR CC	31/03/2025



GROUP GSA

Group GSA Pty Ltd ABN 76 002 113 779
Level 7, 80 William St East Sydney NSW
Australia 2011 www.groupgsa.com

T +612 9361 4144 F +612 9332 3458

architecture interior design urban design landscape
nom architect Lisa - Marree Carrigan 7568

Project Title

**WILTON NORTH
TEMPORARY PARK**

Drawing Title

**LANDSCAPE DETAILS_13
FURNITURES**

Scale AS SHOWN @ A1

Drawing created (date) 09/10/2023

By YR

Plotted and checked by YR

Verified FR

Approved JH

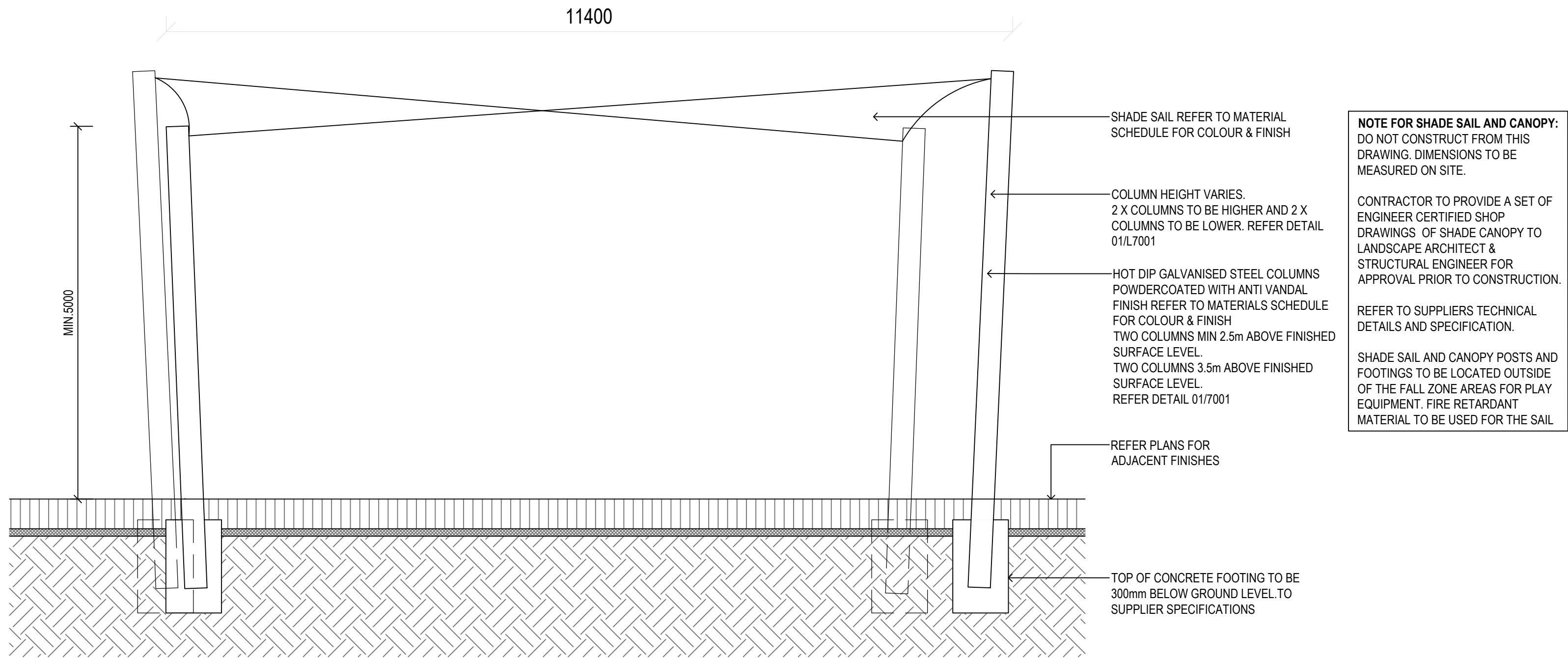
Drawing No Issue

A210261 REF-L7013 D

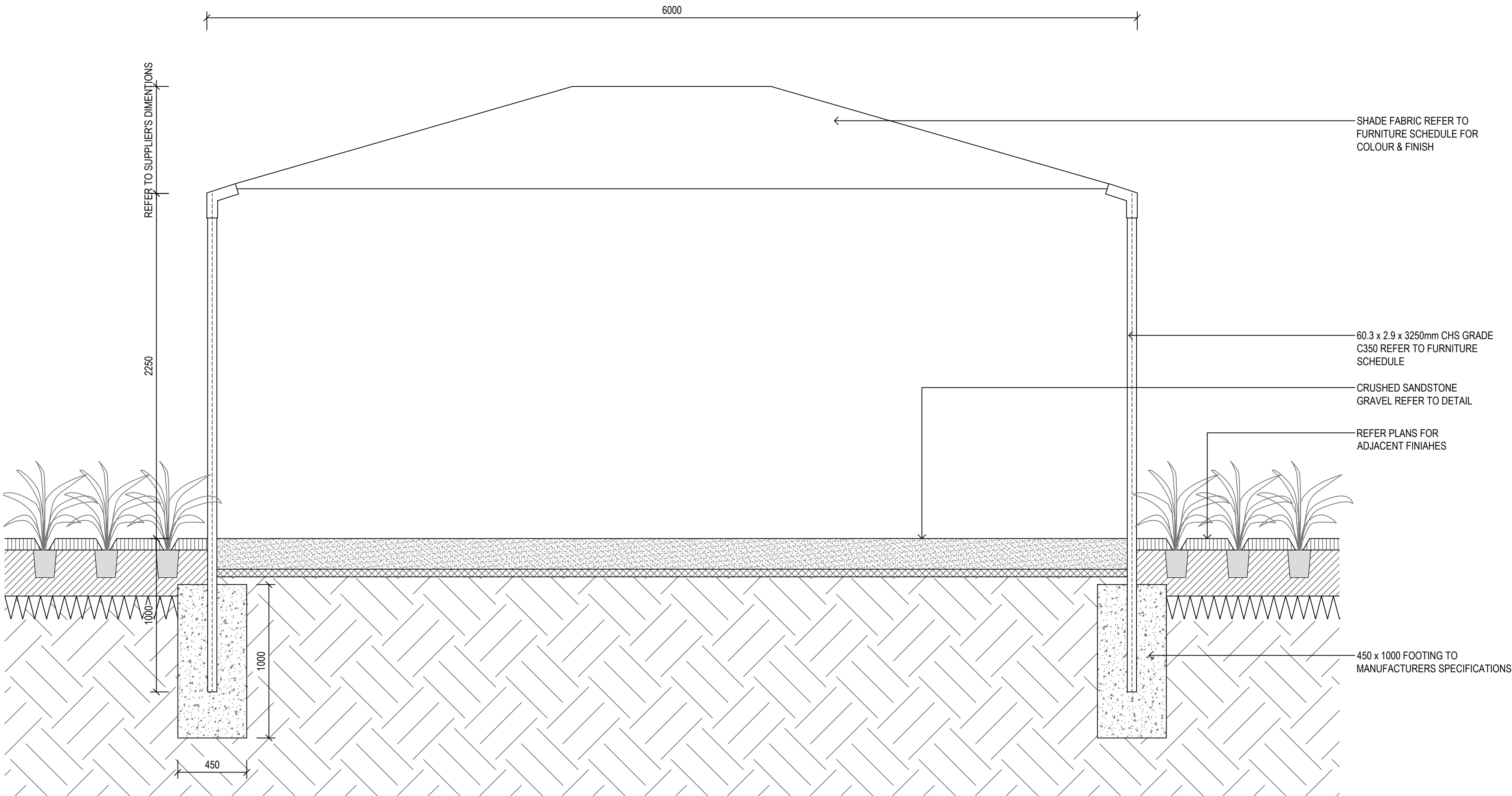
File Plot Date

This drawing is the copyright of Group GSA Pty Ltd and may not be altered, reproduced or transmitted in any form or by any means in part or in whole without the written permission of Group GSA Pty Ltd. All levels and dimensions are to be checked and verified on site prior to the commencement of any work, making of shop drawings or fabrication of components. Do not scale drawings. Use figured Dimensions.

Amendments		Date
Issue	Description	
A	UPDATED SPLIT (DA/REF) ISSUE	17/10/2024
B	90% DRAFT ISSUE FOR CC	04/02/2025
C	100% DRAFT ISSUE FOR CC	26/02/2025
D	100% ISSUE FOR CC	31/03/2025



01 SHADE CANOPY OVER PLAYGROUND (SH1)
7014 1:50 ELEVATION



02 SHADE CANOPY OVER STAGE (SH2)
7014 1:20 ELEVATION

Client



Group GSA Pty Ltd ABN 76 002 113 779
Level 7, 80 William St East Sydney NSW
Australia 2011 www.groupgsa.com
T +612 9361 4144 F +612 9332 3458
architecture interior design urban design landscape
nom architect Lisa - Maree Carrigan 7568

Project Title

WILTON NORTH
TEMPORARY PARK

Drawing Title

LANDSCAPE DETAILS_14
FURNITURES

Scale AS SHOWN @ A1

Drawing created (date) 09/10/2023

By YR

Plotted and checked by YR

Verified FR

Approved JH

Drawing No Issue

A210261 REF-L7014 D

File Plot Date

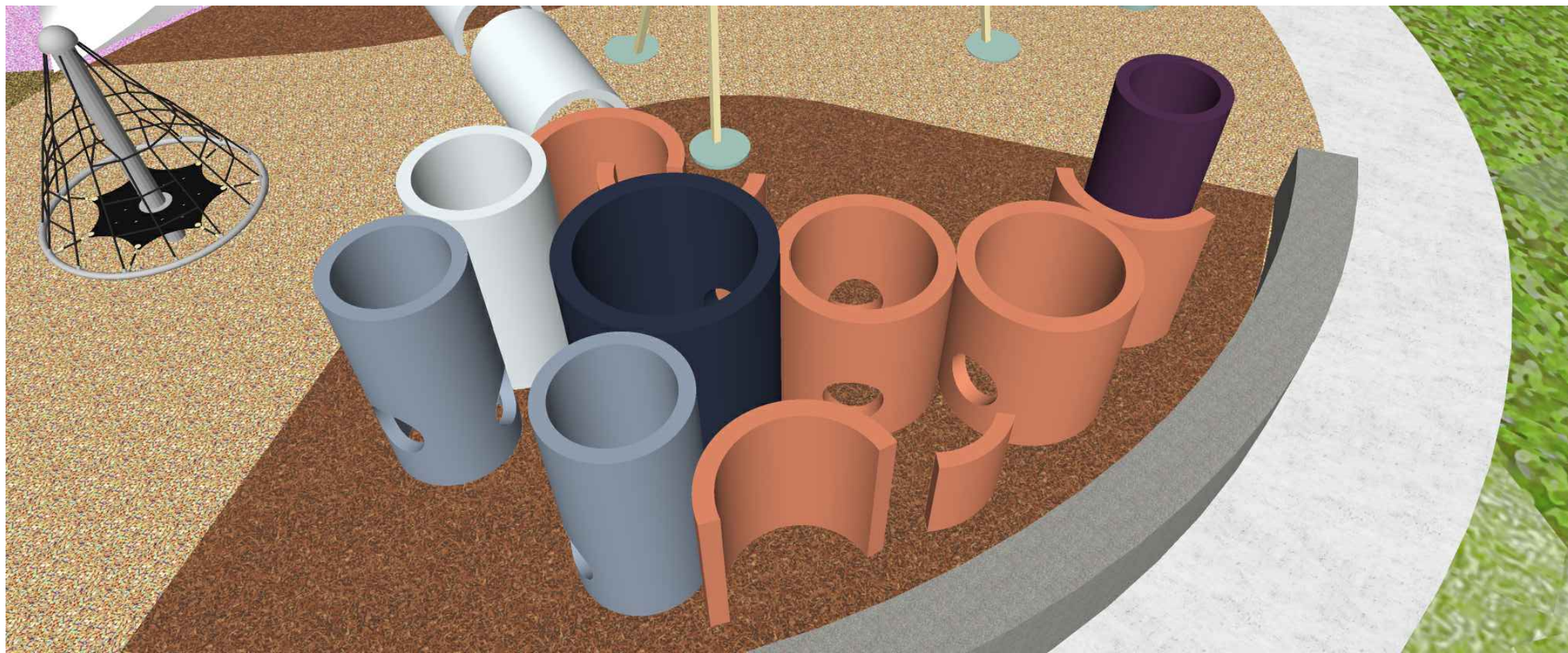
This drawing is the copyright of Group GSA Pty Ltd and may not be altered, reproduced or transmitted in any form or by any means in part or in whole without the written permission of Group GSA Pty Ltd. All levels and dimensions are to be checked and verified on site prior to the commencement of any work, making of shop drawings or fabrication of components. Do not scale drawings. Use figured Dimensions.

NOTE:
CONTRACTOR TO PROVIDE SHOP DRAWINGS FOR
SIGN OFF BY SUPERINTENDENT



1 VIEW OF PLAYGROUND

7015 30



4 VIEW OF MAZE PLAY

7015 30



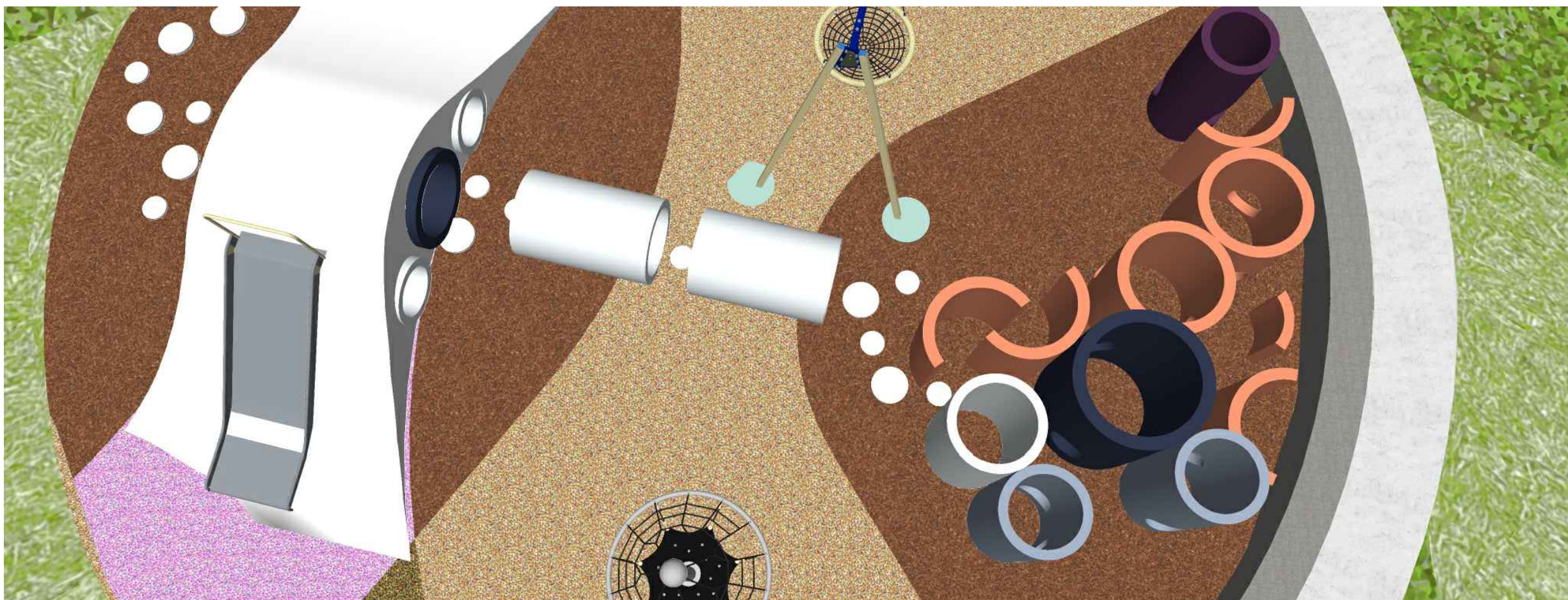
2 VIEW OF MOUND, SLIDE AND TUNNEL PLAY

7015 30



5 VIEW THROUGH SWING PLAY

7015 30



3 VIEW OF MOUND, TUNNEL PLAY AND MAZE

7015 30

Client



GROUP GSA

Group GSA Pty Ltd ABN 76 002 113 779
Level 7, 80 William St East Sydney NSW
Australia 2011 www.groupgsa.com

T +612 9361 4144 F +612 9332 3458
architecture interior design urban design landscape
nom architect Lisa - Maree Carrigan 7568

Project Title

**WILTON NORTH
TEMPORARY PARK**

Drawing Title

**LANDSCAPE DETAILS_15
3D VIEWS**

Scale

AS SHOWN @ A1

Drawing created (date)

09/10/2023

By

YR

Plotted and checked by

YR

Verified

FR

Approved

JH

Drawing No

Issue

A210261 REF-L7015 A

File

Plot Date

This drawing is the copyright of Group GSA Pty Ltd and may not be altered, reproduced or transmitted in any form or by any means in part or in whole without the written permission of Group GSA Pty Ltd.
All levels and dimensions are to be checked and verified on site prior to the commencement of any work, making of shop drawings or fabrication of components.
Do not scale drawings. Use figured Dimensions.